



JINN FA

TÜRKİYE YETKİLİ MÜMESSİLİ



BAYSEL MAKİNA
CNC Takım Tezgahları

Yenidoğan Mah. Ensar Sokak
No:3/1 Bayrampaşa / İSTANBUL
Tel: 0212 576 26 96

www.baysel.com.tr
www.bayselonline.com.tr
import@baysel.com.tr

CNC MACHINE




ISO 9001-2000

www.jinnfa.com


JCL-60MY

JINN FA new generation machine JCL-60MY is a versatile CNC lathe. Beside integrated axes and functions, high rigidity structure brings machine not only machining abilities but also high speed continuous working with high quality working piece. BMT turret with X、Y、Z and C axes brings turning, milling and drilling functions into full play. 45° slant bed design helps chip disposal and offer better working environment to operator.



MACHINING ROOM

10" 3-jaw chuck, BMT power turret (including Y axis), tailstock and parts catcher.



BMT POWER TURRET

The power turret features bi-directional tool change. Tool change between adjacent tools is only 0.2 seconds. All 12 positions are live tool installation available. 120mm(±60mm) Y axis traverse upgrades machining abilities with good precision.

CONTROLLER



▲ Mitsubishi controller

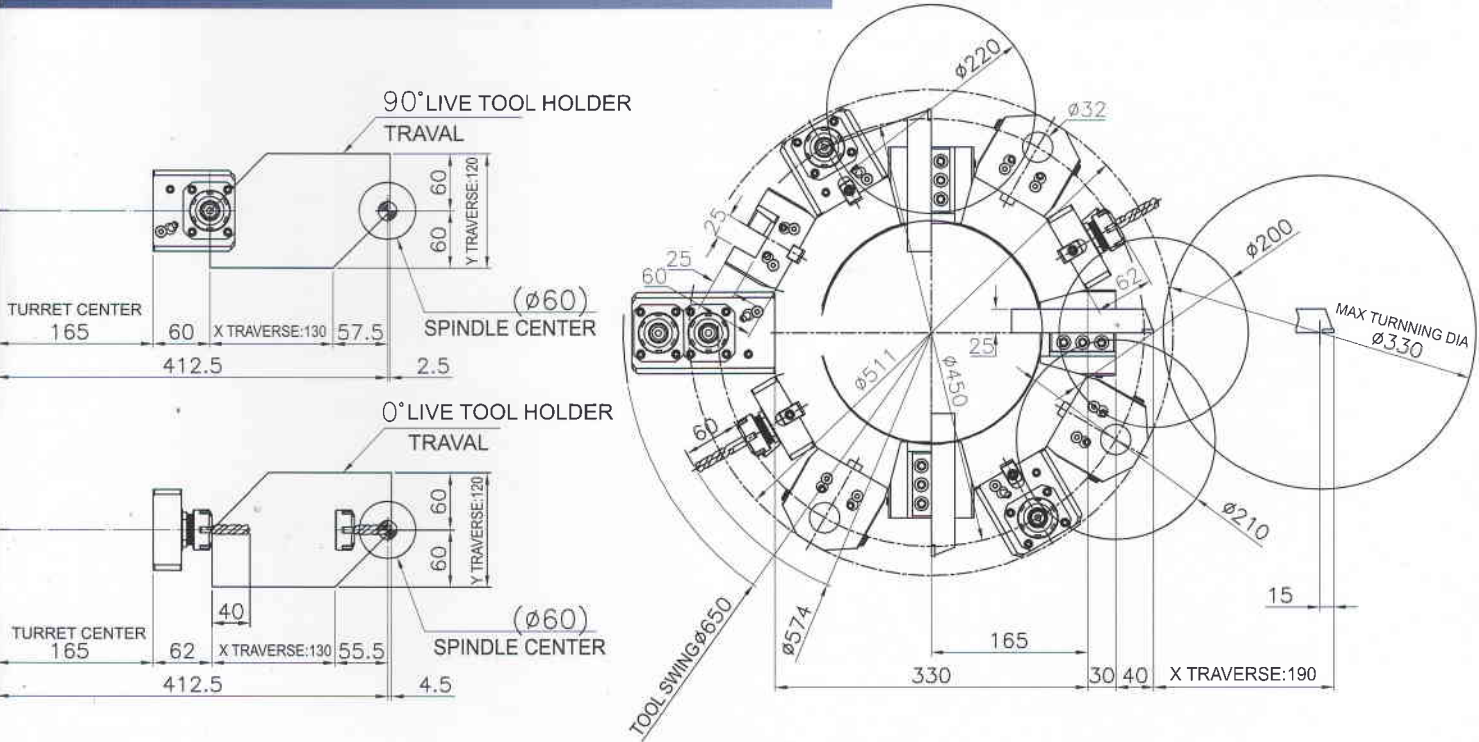


▲ FANUC controller

JCL-60MY

JINN FA

TRAVERSE & TOOL INTERFERENCE DIAGRAM



SPECIFICATION

Item	Unit	JCL-60MY
Max. Swing Over Bed	mm	Ø500
Max. Turning Diameter	mm	Ø330
Max. Turning Length	mm	400
Max. Bar Capacity	mm	Ø60
Spindle Bore Diameter	mm	Ø75
Spindle Nose	mm	A2-6
Spindle Speed Range	Rpm	15 ~ 3500
Spindle Motor	Kw	15
Number of Tool Stations	BMT55	12
Max. Stroke X Axis	mm	190
Max. Stroke Z Axis	mm	500
Max. Stroke Y Axis	mm	120(±60)
Rapid Traverse X/Z/Y Axis	m/min	24
Turret Indexing Time	sec	0.3
Machine Design	deg	45°
Slideway Type		Linear Guide way
Quil Taper		MT4
Tailstock Traverse	mm	100
Spindle Hydraulic Chuck	inch	8"
Turning Tool Diameter	mm	□ 25
Boring Tool Diameter	mm	Ø40
Driven Tool Motor Power	Kw	MITSUBISHI 2.2 / FANUC3.7
Power Requirement	Kva	25
Coolant Tank Capacity	L	120
Machine Dimensions(LxWxH)	mm	2885*2006*2005
Weight	Kg	4085

STANDARD ACCESSORIES

- ▶ Light device
- ▶ Cutting coolant device
- ▶ Tailstock
- ▶ Tool & tool box
- ▶ Base block
- ▶ Foot switch
- ▶ 3-jaw chuck
- ▶ Heat exchanger
- ▶ Operational manual
- ▶ Chuck air blow
- ▶ BMT power turret
- ▶ C axis
- ▶ Yaxis

OPTIONAL ACCESSORIES

- ▶ Transformer
- ▶ Chip conveyer
- ▶ Chip cart
- ▶ Voltage stabilizer
- ▶ Parts catcher
- ▶ Collet chuck tool holder
- ▶ Parts conveyer
- ▶ Programmable tailstock
- ▶ Multiple bar feeder

*Our company reserves the right to change the specifications without notice.

DIMENSION

