


## PNEUMATIC FORGING HAMMERS

# SPH



### SPH GENERAL FEATURES

- ▶ Welded steel construction
- ▶ Regular hitting with valve adjustment
- ▶ Pneumatic working system with 2 pistons
- ▶ Hourmeter
- ▶ All dies and sal block are inter-changeable, sal block adjustable to 8-directions
- ▶ Adjustable sal block for operator's working angle
- ▶ Easy and functional automatic lubrication system for front and rear pistons
- ▶ Adjustable foot pedal accordingly to working level and foot protection cover
- ▶ 360° adjustable-flanged ram and plexiglass cover


### SPH OPTIONAL EQUIPMENT

- ▶ Steel base
- ▶ Special die types on demand

# FORGING MACHINES

FOR LIVES  
*Shaped By*  
METAL

## PNEUMATIC FORGING HAMMERS






















### SPH MODELS













MODEL	OPERATING SYSTEM	NOMINAL HITTING WEIGHT	HITS PER MINUTE	MAX. HITTING COURSE	MOTOR POWER	DIE SURFACE	ANVIL WEIGHT	WIDTH	LENGTH	HEIGHT	WEIGHT
		kg	hits/min	mm	kW	mm	kg	mm	mm	mm	kg
SPH 50	PNEUMATIC	50	240	185	4.0	150x78	300	730	1750	1450	1000
SPH 60	PNEUMATIC	60	220	220	7.5	150x78	355	760	1840	1680	1300
SPH 75	PNEUMATIC	75	210	220	7.5	150x78	430	820	1950	1800	1600

## PNEUMATIC FORGING HAMMERS

NON-FIGURED DIES

 SD-1 83x50x130	 SD-2 83x50x130	 SD-3 83x50x130	 SD-4 83x78x150
 SD-5 83x50x130	 SD-6 83x50x130	 SD-7 83x50x130	 SD-8 83x50x130
 SD-9 83x50x130	 SD-10 83x50x130	 SD-11 83x50x130	 SD-12 83x50x130
 SD-13 83x50x130	 SD-14 83x50x130	 SD-15 83x50x130	 SD-16 83x50x130
 SD-17 83x50x130	 SD-18 83x50x130	 SD-19 83x50x130	

FIGURED DIES

 SD-20 83x50x130	 SD-21 83x50x130	 SD-22 83x50x130	 SD-23 83x50x130
 SD-24 83x50x130	 SD-25 83x50x130	 SD-26 83x50x130	 SD-27 83x50x130
 SD-28 83x50x130	 SD-29 83x50x130	 SD-30 83x50x130	 SD-31 83x50x130