

SMART TOP

Catalogue





SMART TOP™ - Moulded Table Top.

Water Resistance

No more than 0.5% swelling in thickness after immersion in water. No more than 8.9% swelling in thickness and 53.5% water absorption after boiling in 100°C water for 3 hours. (TÜV SÜD PSB)

Stain Resistance

No staining by covering of liquids such as Ethanol 96%, Coffee, and Paraffin oil for one hour. No staining by covering of solid oils and fats such as Vegetable oil for 24 hours. (BS EN 12720:2009)

Scratch / Surface Wear Resistance

No scratching of test surfaces for 3 cycles of 6" back and forth with BV standard ceramic plate (2.27kgs) and mug (1.36kgs). (CPSD-HL-01056-MTHD)

Shield the abuse such as using cutting boards.

Heat Resistance

No more than a minor change in gloss and/or colour. Rated 4 for both tests on resistance to 180°C of wet and dry heat. (BS EN 12721 & 12722)

No change distinguishable from -50°C to 90°C. Ability to withstand temperatures up to 180°C for 20 minutes without deformation, swelling, fiber raising, cracking and blistering.

Impact Resistance

No visible damage when subject to intense force and shock applied to it.

UV Resistance

No more than a slight change in physical and/or structural of the specimen after 200 hours of exposure to laboratory lights sources — Fluorescent UV lamps. (ISO 4892-3:2006)

Light coloured table tops are the best choices for outside, as the darker ones may fade over time. UV rays can break down the surface over years of exposure.

Peel Resistance

Strong peel resistance due to the creation process of fusing HPL directly onto the core.

High Density

Have the density of 823.62 kg/m³. (CPSD-HL-01056-MTHD / STANDARD MEASURE)

High Screw Holding Capacity

Holding screw force is great due to the high density. The greater the density, the greater the screw holding force.

Dimensional Stability

Has incredible dimensional stability. No sign in shrinks and swells in relation to moisture and temperature gain or loss.

Table top shall be installed with support to prevent it from warping. The recommended support are apron, metal frame and crossbar.



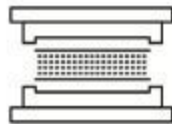
NOTE:

Please contact our sales personnel for laboratory test reports viewing.

THE MAKING OF

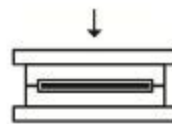
Moulded Table Top

Step 1



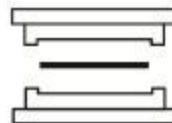
Put layers of raw materials into the mould.

Step 2



Compress the raw materials with extreme heat and pressure.

Step 3



Ta-da!





Xoch Occasional Table



Jasper Study Desk



Enzo Extension Dining Table



Sherlock Dining Table



Alexis Counter Height Table



Diamond Bar Table

Products are available in full set. Please refer to Smart Top's Catalogue: *Table & Chair* for more info. Smart Top in-house R&D team constantly come out with new design. Please stay tune to our latest e-Catalogue on the website. *We accept request from customers to design and prototype new models.


MARBLE

This famous white marble enjoys great popularity worldwide. Layout of the stone sets stylistic accents with its striking veins and reduced colours.



VERSILIA

Versilia shows a distinguished sort of Carrara marble in which elegant, softly-contoured areas of white are crossed by striking swirls and veins.



CEMENT

Cement reflects the ongoing trend towards authentic material reproductions such as concrete, plaster, and Spackle textures. It gives a comfortable elegant touch to the environment.



TOSCANO

The irregular edges on the broad stone panels of Toscano provide a particularly natural touch.



TERAMO

Teramo, a classic marble showing many of the typical broad and fine veins of quartzite. The finer lines mark off the natural nuances of colour in the stone.




LETIZIA

Based on a black marble, Letizia features veins that crossing on the black-gray background and leave deep traces.



PALADINA

Paladina is well suited to the casual black trend theme as a means of setting striking accents on tabletops in an otherwise sombre and starkly elegant context.



TRIPURA

Indian granite served as the inspiration for Tripura. The material has fine texture and a number of intersecting veins that structure the tabletops in interesting fashion.



SANTHIA

Santhia is defined by simple elegance. The combination of a soft colourway and pared-back elegance make it blend in and combine well with other materials.



SHESHAM

This indian shesham shows a lively colourplay as well as its strong structure contrast. It is a distinctive eyecatcher that have discolourations in the wood and a lot of rustic details.



APPLE CRATES

Small nails and rusty staples hold the slats from apple crates together. The rough-sawn lumber showing saw marks, uneven staining and traces of wear contributes to the look of aged wood. Apple crates provides a rustic aesthetic look to the tabletop.



WALNUT

Walnut offers a very lively grain with a distinctly pored texture. Reminiscent of solid wood, this striking natural look is favoured by many.



YUKON OAK

Sheer rusticality distinguishes Yukon Oak. Pronounced signs of sawing and a sun-bleached, cracked and weathered look contribute to the lively and natural effect.



OLD STYLE

Old Style has a trendy used look that rounded out by eye-catching planks in different colours, sizes, and intensities of notches, cracks and dark knots. Its complexity and statement on the wood make the table a perfect choice for areas that exude a pleasant rustic, natural, and durable feel.



CANYON PAINTED METAL

Chipped paint lends this style its special look. The irregular areas of peeling and partial discolouration add up into an unusual design.



NOTE:

Pictures shown in this catalogue may vary slightly in colour from actual products. Customers are encouraged to contact our sales personnel to view actual samples.

SIZES

|  | SMOOTH | SUPERMATTE | ROUGH |
|-----------------------------------------------------------------------------------|--------|------------|-------|
| Ø 400 mm | | | ✓ |
| Ø 600 mm | ✓ | ✓ | ✓ |
| Ø 800 mm | ✓ | ✓ | ✓ |
| Ø 915 mm | ✓ | ✓ | ✓ |
| Ø 1270 mm | ✓ | | ✓ |

|  | SMOOTH | SUPERMATTE | ROUGH |
|-----------------------------------------------------------------------------------|--------|------------|-------|
| 600 X 600 mm | ✓ | ✓ | ✓ |
| 700 X 700 mm | ✓ | ✓ | ✓ |
| 800 X 800 mm | ✓ | ✓ | ✓ |
| 915 X 915 mm | ✓ | ✓ | ✓ |
| 1168 X 1168 mm | | ✓ | |

|  | SMOOTH | SUPERMATTE | ROUGH |
|-------------------------------------------------------------------------------------|--------|------------|-------|
| 460 X 350 mm | | | ✓ |
| 550 X 500 mm | ✓ | | |
| 1200 X 700 mm | ✓ | ✓ | ✓ |
| 1350 X 800 mm | | ✓ | ✓ |
| 1600 X 900 mm | | ✓ | ✓ |

SMOOTH

Has a glossy surface that reflects light. It emphasizes the colour and marking of the designs. Easy to clean and maintain are what made it loved and popular.



| PRODUCT CODE | SIZES (MM) | THICKNESS | EDGE PROFILE |
|--------------|------------|-----------|--------------|
| ○ RD600A | Ø600 | 16 | |
| RD800A | Ø800 | 16 | 16 |
| RD915A | Ø915 | 16 | |
| RD1270A | Ø1270 | 27 | 22 27 |
| □ SQ600A | 600 X 600 | 16 | |
| SQ700A | 700 X 700 | 16 | |
| SQ800A | 800 X 800 | 16 | |
| SQ915A | 915 X 915 | 16 | 16 |
| □ RT500550A | 550 X 500 | 16 | |
| RT7001200A | 1200 X 700 | 16 | |

PRODUCT DETAIL

SUPERMATTE

Has a satin smooth surface that looks and feels luxurious.



| PRODUCT CODE | SIZES (MM) | THICKNESS | EDGE PROFILE |
|--------------|-------------|-----------|--------------|
| ○ RD600C | Ø600 | 18 | |
| RD800C | Ø800 | 18 | |
| RD918C | Ø918 | 18 | |
| □ SQ600C | 600 X 600 | 18 | 18 |
| SQ700C | 700 X 700 | 18 | |
| SQ800C | 800 X 800 | 18 | |
| SQ918C | 918 X 918 | 18 | |
| SQ1168C | 1168 X 1168 | 25 | 25 |
| □ RT7001200C | 1200 X 700 | 18 | 18 |
| RT8001350C | 1350 X 800 | 18 | 18 |
| RT9001600C2 | 1600 X 900 | 22 | 22 |

PRODUCT DETAIL

ROUGH

Has a rough textured surface. Mimics the looks and feels of stone and wood. This is a **patented** product that only available at Smart Top.



| PRODUCT CODE | SIZES (MM) | THICKNESS | EDGE PROFILE |
|--------------|------------|-----------|--------------|
| ○ RD400B | Ø400 | 16 | |
| RD600B | Ø600 | 18 | 18 |
| RD800B | Ø800 | 18 | |
| RD918B | Ø918 | 18 | |
| RD1270B | Ø1270 | 27 | 22 27 |
| □ SQ600B | 600 X 600 | 18 | |
| SQ700B | 700 X 700 | 18 | |
| SQ800B | 800 X 800 | 18 | 18 |
| SQ918B | 918 X 918 | 18 | |
| □ RT350460B | 460 X 350 | 16 | |
| RT7001200B | 1200 X 700 | 18 | |
| RT8001350B | 1350 X 800 | 18 | 18 |
| RT9001600B1 | 1600 X 900 | 18 | 18 |
| RT9001600B2 | 1600 X 900 | 22 | 22 |

PACKING DETAIL (Unit of Measurement: mm & kg)



SMOOTH

| PRODUCT | QTY/CTN | NET WEIGHT | GROSS WEIGHT | CARTON DIMENSION | CBM |
|------------|---------|------------|--------------|------------------|-------|
| RD600A | 4 PCS | 14.0 | 14.6 | 640 X 640 X 78 | 0.032 |
| RD800A | 4 PCS | 26.8 | 27.8 | 840 X 840 X 80 | 0.056 |
| RD915A | 2 PCS | 17.3 | 18.4 | 960 X 960 X 45 | 0.041 |
| RD1270A | 1 PC | 22.2 | 25.9 | 1320 X 1320 X 50 | 0.087 |
| SQ600A | 4 PCS | 19.5 | 20.1 | 640 X 640 X 78 | 0.032 |
| SQ700A | 4 PCS | 23.7 | 24.5 | 740 X 740 X 78 | 0.043 |
| SQ800A | 4 PCS | 35.0 | 36.0 | 840 X 840 X 80 | 0.056 |
| SQ915A | 2 PCS | 21.4 | 22.5 | 960 X 960 X 45 | 0.041 |
| RT500550A | 4 PCS | 14.5 | 15.0 | 540 X 595 X 80 | 0.026 |
| RT7001200A | 2 PCS | 21.5 | 22.4 | 740 X 1240 X 45 | 0.041 |

SUPERMATTE

| PRODUCT | QTY/CTN | NET WEIGHT | GROSS WEIGHT | CARTON DIMENSION | CBM |
|-------------|---------|------------|--------------|------------------|-------|
| RD600C | 4 PCS | 18.6 | 19.2 | 640 X 640 X 85 | 0.035 |
| RD800C | 4 PCS | 33.0 | 34.0 | 840 X 840 X 90 | 0.064 |
| RD918C | 2 PCS | 20.2 | 21.3 | 960 X 960 X 50 | 0.046 |
| SQ600C | 4 PCS | 22.8 | 23.4 | 640 X 640 X 85 | 0.035 |
| SQ700C | 4 PCS | 30.2 | 31.0 | 740 X 740 X 85 | 0.047 |
| SQ800C | 4 PCS | 38.2 | 39.2 | 840 X 840 X 90 | 0.064 |
| SQ918C | 2 PCS | 24.1 | 25.2 | 960 X 960 X 50 | 0.046 |
| SQ1168C | 1 PC | 24.9 | 28.5 | 1220 X 1220 X 45 | 0.067 |
| RT7001200C | 2 PCS | 25.5 | 26.4 | 740 X 1240 X 50 | 0.046 |
| RT8001350C | 1 PC | 16.8 | 19.2 | 840 X 1420 X 50 | 0.061 |
| RT9001600C2 | 1 PC | 25.2 | 28.2 | 960 X 1670 X 50 | 0.080 |

PACKING DETAIL (Unit of Measurement: mm & kg)

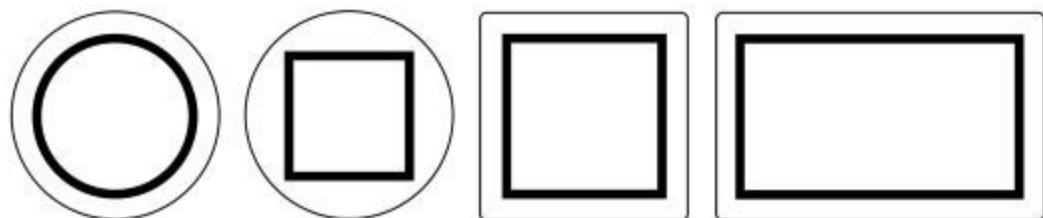


ROUGH

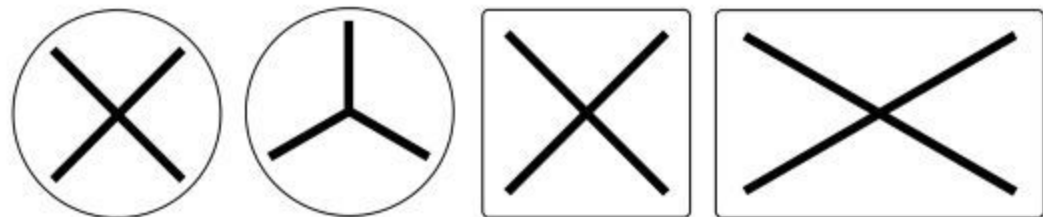
| PRODUCT | QTY/CTN | NET WEIGHT | GROSS WEIGHT | CARTON DIMENSION | CBM |
|-------------|---------|------------|--------------|------------------|-------|
| RD400B | 4 PCS | | | 440 X 440 X 80 | 0.016 |
| RD600B | 4 PCS | 18.6 | 19.2 | 640 X 640 X 85 | 0.035 |
| RD800B | 4 PCS | 33.0 | 34.0 | 840 X 840 X 90 | 0.064 |
| RD918B | 2 PCS | 20.2 | 21.3 | 960 X 960 X 50 | 0.046 |
| RD1270B | 1 PC | 21.5 | 25.2 | 1320 X 1320 X 50 | 0.087 |
| SQ600B | 4 PCS | 22.8 | 23.4 | 640 X 640 X 85 | 0.035 |
| SQ700B | 4 PCS | 30.2 | 31.0 | 740 X 740 X 85 | 0.047 |
| SQ800B | 4 PCS | 38.2 | 39.2 | 840 X 840 X 90 | 0.064 |
| SQ918B | 2 PCS | 24.1 | 25.2 | 960 X 960 X 50 | 0.046 |
| RT350460B | 4 PCS | 9.0 | 10.4 | 390 X 500 X 80 | 0.017 |
| RT7001200B | 2 PCS | 25.5 | 26.4 | 740 X 1240 X 50 | 0.046 |
| RT8001350B | 1 PC | 16.8 | 19.2 | 840 X 1420 X 50 | 0.061 |
| RT9001600B1 | 1 PC | 22.4 | 25.4 | 960 X 1670 X 50 | 0.080 |
| RT9001600B2 | 1 PC | 25.2 | 28.2 | 960 X 1670 X 50 | 0.080 |

SUPPORT & SCREW LENGTH

Table top shall be installed with support to prevent it from warping. These are the recommended support:

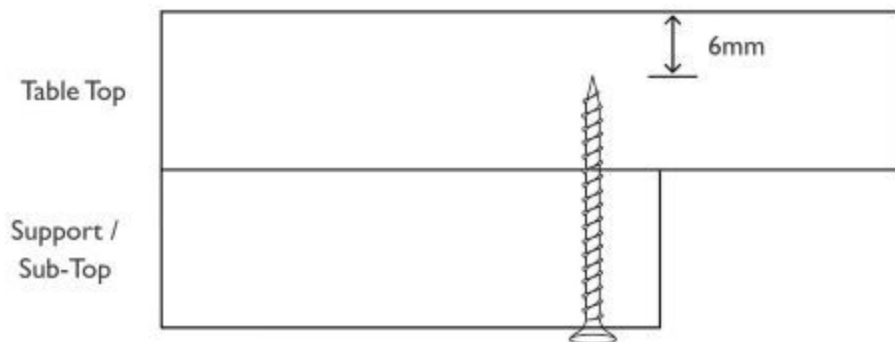


Apron / Metal Frame



Crossbar

Recommended Screw Length = Total Thickness - 6mm



CARE

Simple care and maintenance will help preserve the table top's beauty, maximise the life span and provide users with years of beautiful service.

Scratch and Impact Protection

Smart Top is resistant to scratches and impacts under normal use conditions.

- Do not chop, slice, pound or hammer directly on Smart Top.
- Knives and other sharp utensils may slice or scratch the surface.
- Heavy blows from a hammer or meat tenderiser may crack or gouge the surface.

Shield the abuse by using cutting boards, chopping blocks or protective surface.

Outdoor Protection

The best way to extend the life of your outdoor furniture is by cleaning it regularly and not leaving it outdoors unprotected more than necessary. If possible, store in a cool dry place with shade.

- If the furniture is stored outside, store it upright or cover it with a waterproof cover.
- If the table top is leaving outdoors unprotected, after a rain or snowfall, wipe off excess water or snow from flat surfaces. Allow air to circulate to avoid condensation.
- Light coloured table tops are the best choices for outdoor as the darker ones may fade over time.

CLEANING

Smart Top is very easy to clean. In most cases, you only need to use a clean, damp, non-abrasive cotton cloth and a mild liquid detergent or household cleaner.

Everyday cleaning

1. Use a clean, damp, non-abrasive cotton cloth and a mild liquid detergent or household cleaner, Clean the soiled area using a rotating motion.
2. Next, rinse with clean water, using a clean, non-abrasive cotton cloth.
3. Dry the surface with a soft, clean, non-abrasive cotton cloth.

SPECIAL CLEANING

Rough Finish Table Top

Smart Top offers Rough Finish table top to enhanced realism. The Rough surface may require special attention to clean the depressed areas. Use a nylon bristled brush or vegetable brush, along with a mild liquid detergent-and-water solution or household cleaner. Clean the soiled area using a rotation motion. Finish by rinsing with water, and dry the surface with a soft, clean, non-abrasive cotton cloth.

Removing Tough Stain

1. Apply a recommended cleanser and allow it to draw out the stain.
 - Acetone
 - Rubbing alcohol (isopropyl)
 - Ethanol
2. Cleaning using a rotating motion. If a cotton cloth or sponge doesn't do the trick, try using a nylon bristle brush.
3. Rinse with water and dry the surface. Remember, it is important to remove all cleanser from the surface.

Removing Scratches

As with any table top, normal wear and tear can mean some scratching. Here is a tip for removing scratches to restore the beauty of your table top surface:

1. Pour some mild liquid detergent-and-water solution on a 0000 steel wool.
2. In a circular motion, rub the area you wish to repair. Mild pressure should be applied.
3. Clean the area thoroughly with clean water and wipe the surface until it is completely dry.

WHAT TO AVOID

When it comes to cleaning Smart Top, less is more. Some products can permanently dull, scratch, or discolour the surface; they can also damage the material so that it becomes more susceptible to staining in the future. The products to avoid are:

- Abrasive pads like steel wool and sandpaper (except 0000 steel wool when removing scratches)
- Abrasive cleaners like scouring powders
- Acidic or Alkali based cleaners like ceramic cooktop cleaners, oven cleaners, rust removers, lime scale removers, tub and tile cleaners

Product Description

Smart Top™ are manufactured as **High Pressure Laminate Moulded Table Top**, ranging in size suitable for end table to dining table.



Marquee Dining Table has the look of old farm house mix planks and great features of water resistance and such.

— High Pressure Laminate Moulded Table Top

Table top that uses HPL as surface and compression-moulding process to form wood fibre into shape.

— HPL (High Pressure Laminate)

A durable surface material that available with special performance properties including chemicals, fire and wear resistance.

Often times, people compare HPL with Melamine Laminate and think they are the same. They might look the same sometimes but their product features will never. For more details on the product features of Smart Top, see Page 2.

— Compression-Moulding Process

A product creation process that apply extreme heat and pressure to shape and bond all the materials together in a specific mould to achieve exceptional durable features from the inside out. Product features such as high density, high screw holding capacity, impact resistance and peel resistance are credited to this process. For more benefits of moulded table top, see Page 2.

Composition

Smart Top™ consists of an overlay, a printed décor paper, multiple sheets of kraft paper saturated with melamine resin, a core and a backing layer.



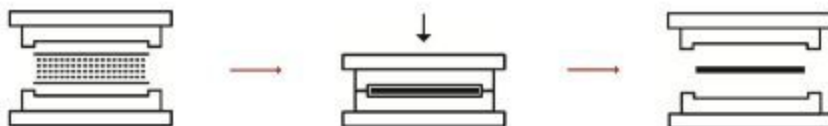
— Décor Paper

Created using innovative printing technology that capture every nuance and detail of real stone, wood and other materials.

— Core

Combination of wood fibre and waterproof adhesive. The core is high in density and has great resistant to water. For more detailed info, see Page 2.

Wood fibre used to make Smart Top is 100% taken from wood waste; there is no additional tree being cut down. Smart Top is an environmentally-friendly product as it is mainly made by recycle material.



I. What is Smart Top™ made of?

A: Please refer to "Technical Brief" (page 20-21).

II. What is Smart Top™ special for?

A: Its product features (page 2) and its textured finish (page 12-13), especially the Rough finish (page 13).

III. Is it possible to customise the shape/size/edge of the table top?

A: Yes. The MOQ for customised shape/size/edge's table top is 5,000 pieces.

IV. Why is the MOQ for customised table top 5000 pieces?

A: A moulded table top is a table top made out from mould. To customise a moulded table top is to make a new mould specially for it. Therefore, the MOQ of 5000 pieces.

V. Why make a table top out of mould instead of in the other ways?

A: Making table top out of mould has a lot of great advantages and product features such as nice-looking jointless edge, peel resistance, and impact resistance that can't be achieved by making it in the other way.

VI. Can Smart Top™ be an alternative to solid wood and stone table top?

A: When you see real Smart Top™ in person, you will be blown away. With advanced printing and engineering technology, it is so realistic. On top with the textured finish, some people can't even tell the difference.

VII. Can I cut the table top?

A: We do not recommend cutting the table top. The action will destroy the nice edges and compromise the great features of the table top. However, the table top will still remain water-resistant after cutting.



Daphne Occasional Table



Charlotte Dining Table



5R Technologies Sdn Bhd

1012830-W

The Parent Company — 5R Technologies

Recycle-oriented furniture part company

Located in Muar, Malaysia

Muar, a city famous for exporting furniture to the world

Established in 2016

In 2016, 5R Technologies launched a table top brand—Smart Top™. It is wholly owned and manufactured by 5R Technologies



Smart Top Surface Solution Sdn Bhd

1174292-T

Mission of Smart Top™

Create durable + stunning table top

Vision of Smart Top™

Alternative to solid wood, marble & other materials
Reduce deforestation & marble mining

Goal of Smart Top™

Give user many years of beautiful service

CONTACT US

ADDRESS LOT PTD 10630 & 10631, JALAN KEMPAS 3,
KAWASAN PERINDUSTRIAN BAKRI,
JALAN BAKRI BATU 8,
84200 BUKIT BAKRI, MUAR,
JOHOR, MALAYSIA.

TEL +606-986 9888

FAX +606-986 8666

WEBSITE www.smarttop.com.my

EMAIL enquiry@smarttop.com.my




Website



YouTube

Watch our videos on YouTube to find out the impressive product features of Smart Top™.



Smart Top™ is a step ahead with the revolutionary innovative product features that represent more than just a modern table top. Smart Top's mission is to provide products that are as beautiful as they're durable.

YEAR 2023