


RIGID POWER HARROWS





HIGH STRENGTH STEEL

All Alpego machines use the best steel to reduce weight and increase work performance, this maximizing both consumption and operating costs. This has a great impact on environmental sustainability as well.

WE HAVE CREATED A COMPLETE SYSTEM BECAUSE HAVING THE BEST STEEL IS NOT ENOUGH.

The sticker "ALPEGO INSIDE" on all machines, certifies the high quality of Alpego's products. An union of first quality materials, eco-sustainable coating process and certified welding that guarantees an exceptional durability and quality over the years.



ECO PAINTING

A unique system of its kind throughout Europe, which allows each component to be painted with the most suitable process and in full respect for the environment. The paints used, in fact, are water-based and powder-based and do not produce emissions of VOC (Volatile Organic Compounds).



CERTIFIED WELDING

For more than twenty years the exceptional durability of Alpego structural components has been guaranteed by the effectiveness of welds made by highly qualified personnel in accordance with standardized processes certified by the National Welding Institute.

A complete range for all needs

Three types of mechanics for a complete range up to 4 meters wide

Power harrows have been for many years the most flexible professional machines for soil cultivation thanks to their ability to adjust to all types of soils and situations.

Moreover, their possibility to be combined with a seed drill represents a further advantageous solution even in the seed-drilling process.

BA

HP 35-85
Page 14



BV

HP 60-140
Page 16



RMT

HP 95-200
Page 19



RTEK

HP 120-250
Page 20



BE

HP 75-120
Page 17



BG

HP 85-160
Page 18



RMAX

HP 160-320
Page 21

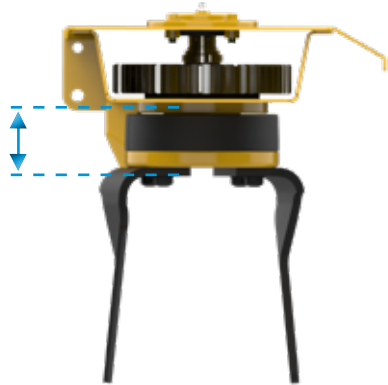


Unique and powerful

Simple and robust

SFERA

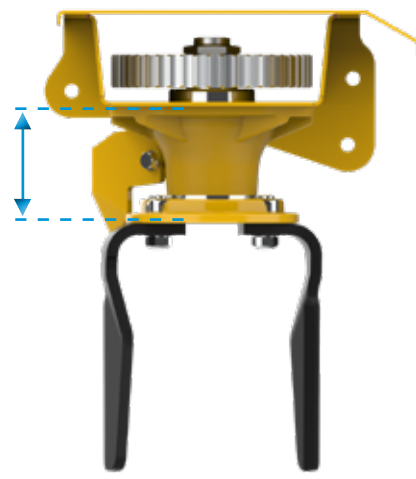
Ball-bearing mechanics are mounted on a vast range of power harrows, with width up to 4 metres. Available in 2 structural variants, they guarantee excellent performance with relatively light weight. Implements with this solution are ideal for seedbed preparation.



SFERA
Clearance 75 mm

TWIN FORCE TEK

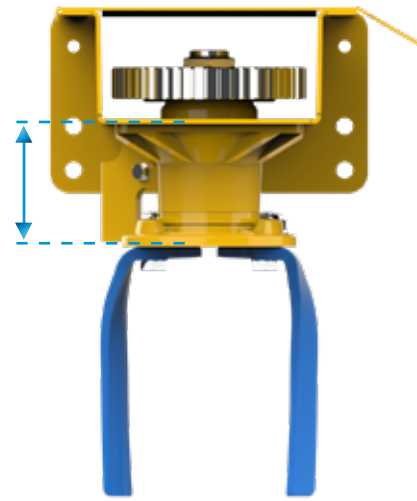
The patented TWIN FORCE TEK, used in the professional models is ideal for deep soil cultivation and combined machines. The machines equipped with this type of mechanics are suited to be used with high-power tractors.



TWIN FORCE "TEK"
Clearance 130 mm

TWIN FORCE MAX

The patented solution TWIN FORCE MAX, used in the top-of-the-range professional models further improves the structural features and yields the utmost reliability in the use of very high power tractors of up to 320 HP.



TWIN FORCE "MAX"
Clearance 165 mm

The power harrows with ball-bearing mechanics manufactured by Alpego guarantee high performances on models of limited weight for tractors up to 160 HP.

The features of these mechanics are:

- 1) Shaft with a surface treatment
- 2) Dual inline ball-bearings
- 3) Upper ball-bearing is on axis with the geared
- 4) Upper grease nipple to insure lubrication
- 5) The rotor support is screwed on
- 6) Stone guard
- 7) Half-rock guards mounted on a plate (optional)
- 8) Labyrinth dust protection

The entire structure is screwed on from the top, which makes future maintenance procedures easier.

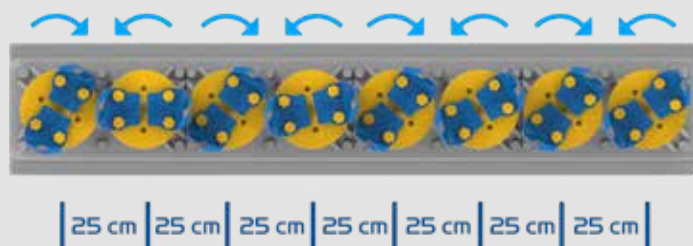


PRESENT ON THE FOLLOWING MODELS:



ROTOR TIMING SEQUENCE

All blade supports mounted on our power harrows follow a precise sequence, avoiding vibrations on the transmission components and consequently reducing the absorbed power.



TYPES OF TINES

The right tine for every need. The experience of many years in the field has led Alpego to develop a wide range of tines suited for the most varied uses. The special shape and angle of inclination guarantee an excellent crumbling with a decreased amount of power absorption.



AVAILABLE TINES

STANDARD LAMINATED TINE



QUICK-REPLACEMENT LAMINATED TINE



HALF-ROCK GUARDS

The half-rock guards not only protect the rotors from wear and tear, they also improve the crumbling degree of the soil and the work quality.

Alpego gearboxes

Entirely designed
in Alpego

GEAR SWITCHING

By switching or replacing the gear pair it is possible to obtain several different rpm of the rotors. This makes it possible to optimize the work of the power harrow depending on the type of soil, on the forward speed and on the degree of required crumbling.

CS GEARBOX

1000 rpm gearbox designed and developed according to Alpego specs. The switching or the replacement of the gear pair makes it possible to change the number of revolutions of the rotors with a wide range up to 500 rpm without risking to damage the gearbox itself. The bevel gear with helical teeth guarantees the utmost efficiency and sturdiness of the system up to 320 HP. The large surface of the components guarantees a remarkable thermal dissipation.



SELF-LUBRICATION

Because the outer casings of the large-dimension bevel gears are enveloping them, these are able to perform a very important self-lubrication, while cooling all internal components at the same time. Thanks to this solution the Alpego power harrows do not need any further cooling systems.

ALPEGO LUBRICANTS

Alpego has always invested in research and development of lubricants with specific characteristics for the use in own machines. Thanks to these features, power harrows benefit from a longer life and optimal functioning of mechanical components.

The advantages of our power harrows


Rigid power harrows
Rotodent RMT

Details that make a difference

FLOATING REAR ROLLER MOUNTED ON A PARALLELOGRAM

With the PARALLELOGRAM system for the adjustment of the working depth the rear roller maintains a constant angle of inclination, therefore:

- the levelling bar remains always adjusted
- in the combination with a seed-drill, the seed-drilling coulters maintain a constant pressure.



LEVELLING BAR FIXED TO THE ROLLER

This solution improves the crumbling quality while decreasing the power absorption. When changing the working depth of the power harrow, the levelling bar and the rear roller maintain a constant levelling of the soil. Moreover, at the end of the field it is possible to level the residual soil, thereby avoiding unpleasant accumulations.

SET OF QUICK REPLACEMENT OF THE TINES

Simple, safe and fast operation without the need for any tool.

A set of the quick replacement tines can be supplied separately, as an alternative to the traditional system, or it can be mounted directly by the manufacturer and it represents a further protection for the tine-supporting plate.





**Rigid power harrow
for tractors up to 140 HP
and working width up to 2 m**

The compact, professional BV power harrow is designed mainly for use in narrow passages. With its rugged gear-box and high-strength steel structure, it is suitable for combination with the JET-A seed drill.



**Rigid power harrow
for tractors up to 120 HP
and working width up to 3 m**

The rugged, multi-purpose BE power harrow is designed for use in open spaces, and with its high-strength steel structure, it is suitable for combination with the JET-A seed drill.



	BV 140	BV 160	BV 180	BV 205
Working width (mm)	1361	1596	1831	2066
Transport width (mm)	1385	1620	1855	2090
Tractor power (HP)	60-120	70-140	75-140	80-140
Working depth (mm)	250	250	250	250
Rotors (n°)	5	6	7	8
Tines (n° rh + n° lh)	4+6	6+6	8+6	8+8
Weight with Packer roller (Kg)	630	705	780	850
Weight with Cage roller (Kg)	610	630	670	735
Weight with Spiral roller (Kg)	-	-	690	755
Weight with Spike roller (Kg)	-	-	670	735

N.B.: the weight includes shear-bolt drive shaft

1 BALL-BEARING MECHANICS

The ball-bearing mechanics is used in a wide range of power harrows and it guarantees very good structural performances for tractors of up to 140 HP. Equipped standard with front guards which prevent stones from entering and damaging the rotors. The models equipped with this solution are ideal for the preparation of the seedbed.

2 ONE HALF-ROCK GUARDS

One half-rock guards mounted on the plate. Their installation also facilitates the replacement of tines.

3 SIDE PLATES

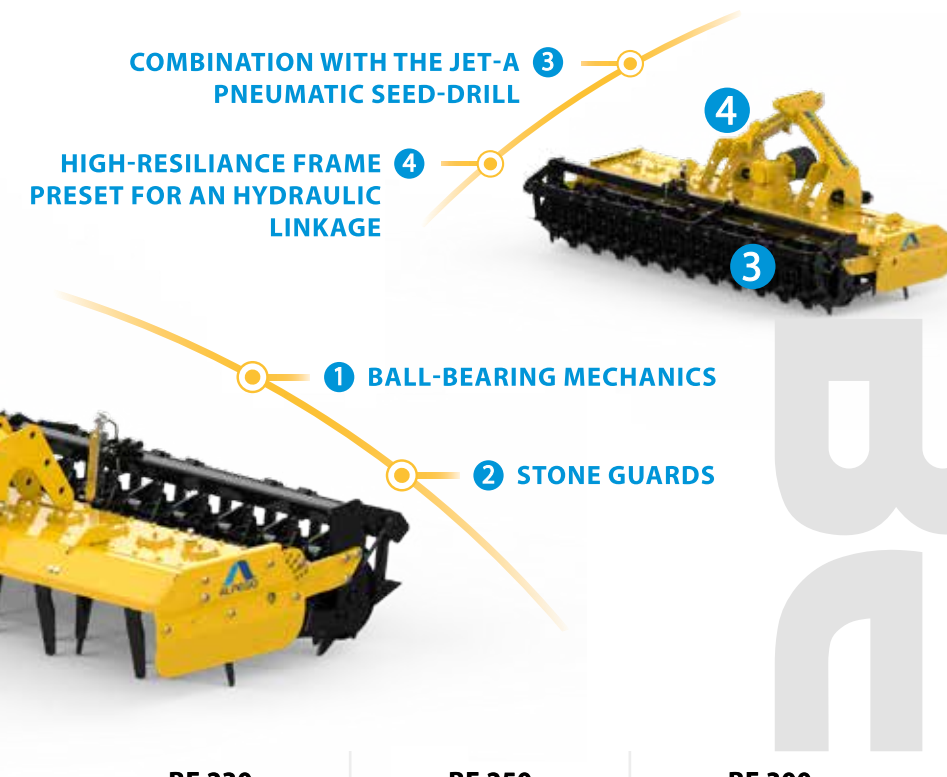
Side plates with a new bevelled profile ideal for narrow paths, such as in vineyards. They are movable and adjustable in height in 4 positions.

4 COMBINATION WITH THE JET-A PNEUMATIC SEED-DRILL

The power harrow can easily be combined with the microgranular JET-A seed-drill.

EQUIPMENT

Linkage cat. 1, 2 and 2N / Single-speed gearbox 540 rpm / Shear-bolt or automatic cam clutch drive shaft (OPTIONAL) / Levelling bar mounted on the roller / One half-rock guard.



	BE 230	BE 250	BE 300
Working width (mm)	2300	2500	2980
Transport width (mm)	2300	2500	3000
Tractor power (HP)	75-120	80-120	85-120
Working depth (mm)	250	250	250
Rotors (n°)	9	10	12
Tines (n° rh + n° lh)	8+10	10+10	12+12
Weight with Packer roller (Kg)	890	945	1090
Weight with Cage roller (Kg)	765	815	915
Weight with Spiral roller (Kg)	780	845	950
Weight with Spike roller (Kg)	775	820	930
Weight with Crumb roller (Kg)	-	980	1125

N.B.: the weight includes shear-bolt drive shaft

1 BALL-BEARING MECHANICS

The ball-bearing mechanics is used in a wide range of power harrows and it guarantees very good structural performances for tractors of up to 120 HP. Equipped standard with front guards which prevent stones from entering and damaging the rotors. The models equipped with this solution are ideal for the preparation of the seedbed.

2 STONE GUARDS

The front stone guard prevent foreign bodies from getting in and damaging the rotors.

3 COMBINATION WITH THE JET-A PNEUMATIC SEED-DRILL

The power harrow can easily be combined with the microgranular JET-A seed-drill.

4 HIGH-RESILIENCE FRAME PRESET FOR AN HYDRAULIC LINKAGE












The structure made of steel supports heavy loads.

EQUIPMENT

Linkage cat. 2, oscillating / Single-speed gearbox 540 rpm / Shear-bolt drive shaft / Levelling bar mounted on the roller / One half-rock guard.

Which seed-drill for which power harrow?

You only need to choose according to your needs

	 <p>JET-A</p>	 <p>JET-M</p>	 <p>JET-X</p>	 <p>AS^{PRO}</p>
	<p>The JET-A seed drill is built for the high-precision distribution of even large seeds, mixtures, green manures and granular fertilisers in vineyards and orchards.</p>	<p>The JET-M seed-drill focuses on the simplicity of use and on utmost versatility. It can be combined with tractors from 85 to 250 HP.</p>	<p>JET-X has been created for professional and intensive agriculture under the most demanding conditions. It can work combined with tractors of up to 320 HP.</p>	<p>The Fertidrill ASPRO front hopper with a single metering unit is made entirely of stainless steel and is the versatile solution for seeding or fertilizing the soil.</p>
BA				
BV				
BE				
BG			* only for the FAST version	
RMT				
RTEK				
RMAX				

Power harrow or combined machine

From power harrow to combined machine, and vice-versa, in just a moment

JET-M

POWER HARROW RMT

JET-M SEED DRILL + RUBBER BAR

JET-M + POWER HARROW + RUBBER BAR



JET-X

POWER HARROW RTEK

JET-X SEED DRILL

RUBBER BAR

JET-X + POWER HARROW + RUBBER BAR



ASPRO

POWER HARROW RMAX

ASPRO FRONT HOPPER

RUBBER BAR

FRONT HOPPER + POWER HARROW + RUBBER BAR



QUICK RELEASE OF THE SEEDING BAR AND DISTRIBUTION HEAD

The seeding bar is quickly and safely removed in just 15 minutes thanks to the quick release parallelogram system on the roller (1). The centralised distribution head (2), attached to the seeding bar (3) in both rigid and foldable versions, makes it possible to safely speed up coupling and release operations. Only for JET-X and ASPRO

15''



PERFECT COMPATIBILITY

Interchangeability of the RUBBER seeding bar (with centralised distribution head) between power harrow RTEK or RMAX and disc harrow Maratona MG.




Choosing the options

The correct option for any situation

The choice of the roller

For a perfect soil tillage



LEVELLING BAR



TRACK ERASER KIT



HALF-ROCK GUARDS SET



HYDRAULIC LINKAGE FOR SEED-DRILL



HYDRAULIC DEPTH ADJUSTMENT



LEVELLING BAR ADJUSTMENT



KIT REAR PTO



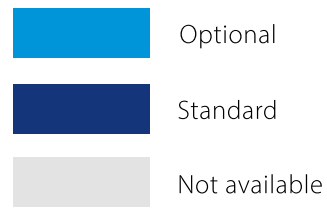
SET OF QUICK-RELEASE TINE



FRONT HITCH KIT



SET FOR THE ASSEMBLY OF BROADCAST SEED-DRILL



Accessories and rollers	BA	BV	BE	BG	RMT	RTEK	RMAX
Levelling bar	Optional	Standard	Standard	Standard	Standard	Standard	Standard
Track eraser kit	Not available	Optional	Optional	Optional	Optional	Optional	Optional
Half-rock guards set	Not available	Optional	Optional	Standard	Standard	Standard	Not available
Hydraulic linkage for seed-drill	Not available	Not available	Optional	Optional	Optional	Optional	Optional
Hydraulic depth adjustment	Not available	Optional	Optional	Optional	Optional	Optional	Optional
Levelling bar adjustment	Not available	Optional	Optional	Optional	Optional	Optional	Optional
Kit rear Pto.	Not available	Not available	Not available	Optional	Optional	Optional	Optional
Set of quick-release tine for the ball-bearing range	Not available	Not available	Not available	Optional	Optional	Optional	Optional
Set of forged quick-release tines	Not available	Not available	Not available	Optional	Optional	Optional	Optional
Front hitch kit	Not available	Not available	Not available	Optional	Optional	Optional	Optional
Set for the assembly of broadcast seed-drill	Not available	Not available	Not available	Optional	Optional	Optional	Optional
Packer roller	Optional	Optional	Optional	Optional	Optional	Optional	Optional
Cage roller	Not available	Optional	Optional	Optional	Optional	Optional	Optional
Spiral roller	Optional	Optional	Optional	Optional	Optional	Optional	Optional
Spike roller	Not available	Optional	Optional	Optional	Optional	Optional	Optional
Trapeze roller	Not available	Not available	Not available	Optional	Optional	Optional	Optional
Rubber roller	Not available	Not available	Not available	Optional	Optional	Optional	Optional
Crumb roller	Not available	Not available	Not available	Optional	Optional	Optional	Optional



PACKER ROLLER

The PACKER roller is the versatile roller for excellence. It offers a distribution of weights on the entire surface. With a diameter of 480, 520 or 570 mm, there is a limited risk of jamming even when the soil is sticky or in the presence of crop residues. The packer roller can work both alone and combined, its versatility allows it to work on light, clayey, silty, dry and hard soils.



CAGE ROLLER

CAGE roller is the ideal roller for working dry, medium density soils. The roller is equipped with a rod structure that guarantees optimal reconsolidation. (ø 420 mm and 500 mm)



SPIRAL ROLLER

The SPIRAL roller creates a soft and uniform seeding surface and is suitable for medium and light soils. (ø 450 mm and 520 mm)




SPIKE ROLLER

The SPIKE roller is very versatile, it works well even when the soil is wet and compacted. (ø 480 mm and 560 mm)



RUBBER ROLLER

This roller is rubber-coated with the ridges spaced 12.5 cm. The roller is intended for light, wet or clay soils, and it compacts the furrow in which the seed will be laid. The rubber-covered surface does not allow the soil to stick, especially in the presence of very tacky and sticky soils, however it is not advisable to use in presence of stones. (ø 500 mm)



TRAPEZE ROLLER

The notched cast-iron roller ridges are spaced 12.5 cm or 15 cm depending on row spacing. With its diameter of 505 mm, it combines a perfect rotation and a pressing of the seeding line. Designed for the combination can also work alone. It adapts perfectly to all types of dry or wet soil, even in the presence of stones or crop residues.



CRUMB ROLLER

The CRUMB roller is suited for working in brittle soils, even when they are heavy and damp and it guarantees a good crumbling and compactation before seeding. (ø 480 and 560 mm)

FOLDABLE POWER HARROWS

120 - 500 HP



RIGID POWER HARROWS

35 - 320 HP




SUBSOILERS

75 - 500 HP



ROTARY TILLERS AND STONE BURIERS

75 - 500 HP



SEED-DRILLS

75 - 320 HP



FRONT HOPPERS

120 - 500 HP



CULTIVATORS

120 - 300 HP



FLAIL MOWERS

40-220 HP

