



Temelsan®

DK 600 VERTICAL CONTOUR BANDSAW MACHINE



Standard Features... 

www.temelsan.com


Standard Features...

- Fixed Table
- Table tilt to 45 degrees outside - 15 degrees inside
- Table tilt to 0 degrees front side - 0 degrees back side
- 3 x 400mm (16") Aluminum flanged, tapered bandwheels with rubber tires
- Upper wheel adjustment up to 76mm (3")
- Operator controls mounted on column
- One set of saw guide blocks with carbide backup for bands 10mm (3/8") to 27mm (1") One set of metal saw guide inserts for chosen bands
- Band wheel brush
- Work light
- Manual bandsaw tension with pressure gauge indicator.
- Saw blade guards.
- Band door interlocks.
- Rip Fence for width adjustment
- Post Elevating Hand Wheel
- One (1) complimentary Bi Metal saw blade.
- Operation and parts manuals always available online
- Stop Running upon Bandsaw Breake
- Emergency shut-off buttons

Optional Features...

DKO-FIBD-6/9 - Variable frequency band drive

Bandsaw Blade driven motor is connecting true to Frequency inverter. This allows operators to be able for speed adjustment for different types of workpiece to cut more efficiently.




DKO-HMT-6/9 - Hydraulic Motion Table

Basically machines have fixed tables. With a hydraulic driven table, the operator should clamp the workpiece on the table then the table stroke is by hydraulic piston. Also the operator can arrange the cutting length by limit switches on the table. On the other hand also operator is able to adjust the cutting speed also this makes cutted surface to look 100% same for all cutting length

DKO-MST-6/9 - Manual Sliding Table

Basically machines have fixed tables. With this option the table is able to move front and back by operator hand force.





DKO-HBTU - Automatic Hydraulic Bandsaw Tension Unit

This option is applicable only in case the DKO-HMT option is applied on the machine. With this option the operator does not need to use a hand wheel to make the blade under tension for cutting, while the machine is switched on the tension unit works automatically.

DKO-PLC - PLC Control Unit

Basically machines work with contactors which are controlled by the buttons on the control panel. With this option machine moves will be under control of the PLC unit and also the control will be via 7" Sensitive Touch Screen HMI.




DKO - SMT - Servo Motion (Ballscrew) Table

This option applicable only in case DKO - PLC option is applied on the machine. With this option sure Temelsan Vertical Bandsaw machines are more reliable and productive. This option has plural benefits. Torque control on Servo motor make blade life longer also surface will be perfect on workpiece after cutting.

DKO - PS - Proximity Sensor

This option applicable only in case DKO - SMT option is applied on the machine. This option gives high operational time for cutting. With this option it does not matter where the operator is locating the workpiece, because until the proximity sensor is detected the material table will move at rapid speed until the workpiece. Then it will fall on cutting speed. Therefore operation time will be much faster.



DKO-CL - Band Mist coolant system

While cutting the soft materials blades are getting heated and this makes blade life less also the cutting speed slower. With Mist Spray Coolant blades will stay always cold therefore the blade life will be longer.

DKO-SAWL - Semi-Auto Welding Shop Unit

This option is mostly a choice for cuts, which will generally be used for internal mold evacuations and inner surface cutting of perforated products. Welding machine can weld up to 13mm (1/2") bandsaw, grinder and chear cutter apparatus comes with this equipment.



DKO-PDSS-4 - Pilz Door Safety System

This option applicable only in case DKO-PLC option is applied on the machine. Temelsan Vertical bandsaw machines have interlock safety systems as standard per CE conformity. The Pilz Safety system is needed to reach EN ISO 13849-1/-2 control system safety standards. This option is applicable for the machines which has up to four doors



DKO-LWCS-C-6/9 - Liquid Wet Cutting System

It is a solution applied to the machine for cuts that need to be made with coolant.




DKO-CAP - Chip Absorption Pipe

It is the connection point that connects the vacuum system to the machine to collect the chips in fine and dusty cuts.

DKO-PFU - Pipe Feeding Unit For Vertical Bandsaw Machines

his option for cutting the pipe and similar shape materials on lenght.






DKO-WHJ - Workpiece holding jaw with handles Set

Workpiece holding jaw, makes material to hold easier and more stable.

DKO-LCL - Laser for Cutting Line

High quality green (the producer can change the color) line laser makes operators work easily to replace the workpiece on the table, their operator can see the cutting line clearly.



DKO-DMPA - Different Motor Power Application

Temelsan DK 600 type Band Saw Benches are manufactured to operate with a 3 kW motor as standard. In line with the demands of our customers, different motors up to 5 kW can be used within the design limits. Do not forget to tell us the amount of power you want in your requests regarding this option.

G-WP - Boxing for overseas shipment (Y-PACK Wooden Box)

This option is only for contour bandsaw machines.



G-DVA - Different Voltage Application

Temelsan Bandsaw machines are produced to work with 380V AC as an standard. Different working conditions about the power source are acceptable with extra cost as well.

Specifications of DK 600

Bandsaw Tension Unit	By Hydro-Mechanic Hand wheel as a Standard - Hydraulic Tention Unit applicable
Table Stroke	400 mm (16")
Band Driving Type	Belt – Step Cone Pulley System
Max. Cutting Height	400 mm (16")
Throat Size	600 mm (24")
Table dimensions	900mm x 1000mm (36" x 40")
Table Tilt Left	15 Degree
Table Tilt Right	45 Degree
Table Tilt Front	N/A
Table Tilt Back	N/A
Table Height	890 mm (35")
Motor Power	3 kW - 5 kW (4 HP - 7 HP)
Bandsaw Speed	Can be arranged upon request
Maximum Load Capacity	1000 kg (2204,6 lbs)
Blade Length	4860 mm (191")
Blade Width	10mm (3/8") up to 27mm (1")
Floor Space	1400mm x 2000mm (55" x 79")
Overall Height	2200 mm (87")
Weight	1125 kg (2480 lbs)

APPLICABLE POWER SOURES		
600V	3 PHASE	50 - 60 Hz
480V	3 PHASE	50 - 60 Hz
400V	3 PHASE	50 Hz
220V	3 PHASE	50 - 60 Hz

DIMENSIONS OF MACHINE			
LENGTH	DEPTH	HEIGHT	WEIGHT
1400mm (55")	2000mm (79")	2200 mm (87")	1125 kg (2480 lbs)



Temelsan®

Akçaburgaz Mahallesi Muhsin Yazıcıoğlu Caddesi No:55/1

Esenyurt / İstanbul / Türkiye

Tel: + 90 212 544 25 18 / Fax : +90 212 577 65 57