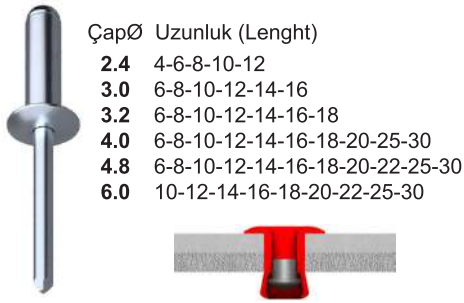
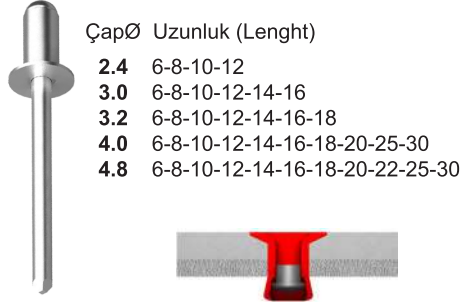


STANDART PERÇİNLER / OPEN END BLIND RIVETS

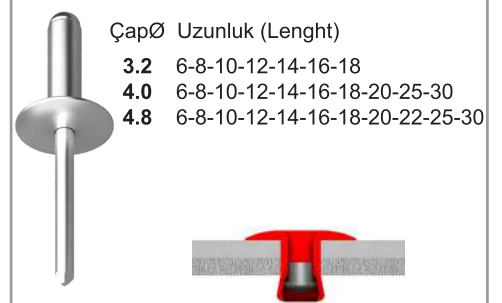
Alüminyum / Çelik Bombe Kafa
Aluminium / Steel Dome Head



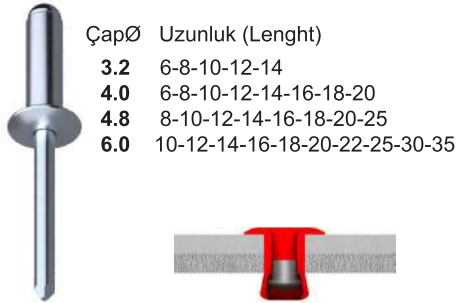
Alüminyum / Çelik Havşa Kafa
Aluminium / Steel Countersunk Head



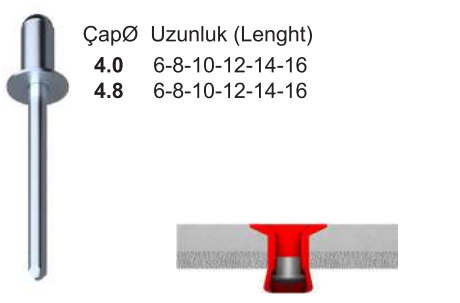
Alüminyum / Çelik Geniş Kafa
Aluminium / Steel Large Head



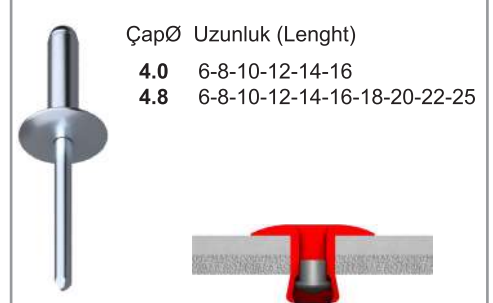
Çelik / Çelik Bombe Kafa
Steel / Steel Dome Head




Çelik / Çelik Havşa Kafa
Steel / Steel Countersunk Head



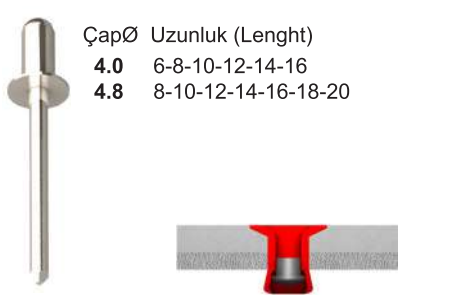
Çelik / Çelik Geniş Kafa
Steel / Steel Large Head




Inox / Inox Bombe Kafa
Inox / Inox Dome Head



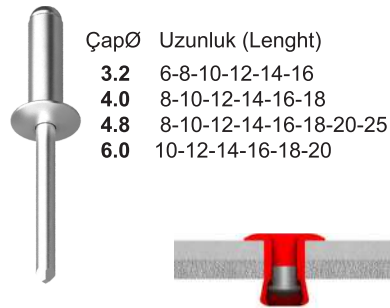
Inox / Inox Havşa Kafa
Inox / Inox Countersunk Head



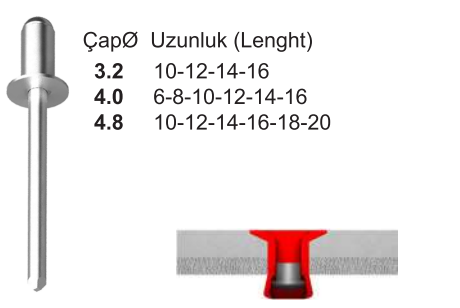
Inox / Inox Geniş Kafa
Inox / Inox Large Head



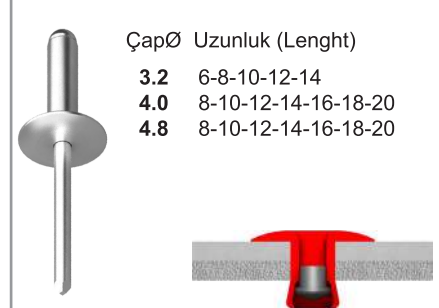
Alüminyum / Alüminyum Bombe Kafa
Aluminium / Aluminium Dome Head



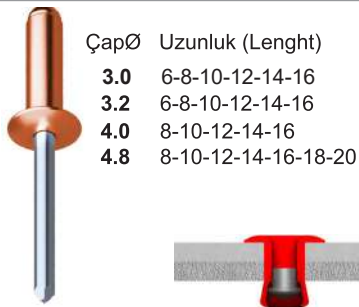
Alüminyum / Alüminyum Havşa Kafa
Aluminium / Aluminium Countersunk Head



Alüminyum / Alüminyum Geniş Kafa
Aluminium / Aluminium Large Head



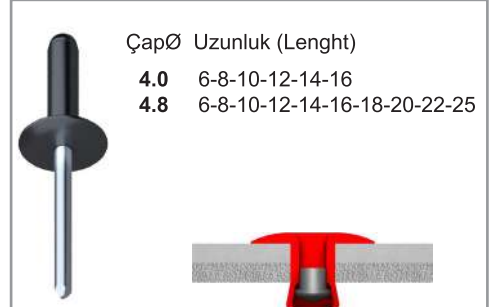
Bakır / Çelik Bombe Kafa
Copper / Steel Dome Head



Alüminyum / Çelik Bombe Kafa Renkli
Aluminium / Steel Color Painted




Alüminyum / Çelik Geniş Kafa Renkli
Aluminium / Steel Color Painted Large Head




GENİŞ SIKMA ARALIKLI PERÇİNLER / MAXI/MULTIGRIP BLIND RIVETS


Alüminyum / Çelik Bombe Kafa
Aluminium / Steel Dome Head




| ÇapØ | Uzunluk (Lenght) |
|------|---------------------|
| 3.0 | 6-8-10-12 |
| 3.2 | 8-9.5-11-12.7-14-16 |
| 4.0 | 8-9.5-12.7-14-16 |
| 4.8 | 10-12-14-16-18-20 |




Alüminyum / Çelik Havşa Kafa
Aluminium / Steel Countersunk Head




| ÇapØ | Uzunluk (Lenght) |
|------|------------------|
| 3.2 | 8-10-12 |
| 4.0 | 8-10-11-12-14 |
| 4.8 | 10-12-14-16.9 |




Alüminyum / Çelik Ext. Geniş Kafa
Aluminium / Steel Ext. Large Head




| ÇapØ | Uzunluk (Lenght) |
|------|------------------|
| 3.2 | 8-9.5-11 |
| 4.0 | 12.7-16.9 |
| 4.8 | 10.3-16.9-24.8 |




Çelik / Çelik Bombe Kafa
Steel / Steel Dome Head




| ÇapØ | Uzunluk (Lenght) |
|------|------------------|
| 3.2 | 9 |
| 4.0 | 11-12.5 |
| 4.8 | 10.2-12.7-17.5 |




Çelik / Çelik Havşa Kafa
Steel / Steel Countersunk Head




| ÇapØ | Uzunluk (Lenght) |
|------|------------------|
| 4.8 | 14 |




Çelik / Çelik Geniş Kafa
Steel / Steel Large Head




| ÇapØ | Uzunluk (Lenght) |
|------|------------------|
| 4.0 | 11-12.5 |
| 4.8 | 10.2-12.7-17.5 |




Alüminyum / Inox Bombe Kafa
Aluminium / Inox Dome Head




| ÇapØ | Uzunluk (Lenght) |
|------|---------------------|
| 3.2 | 8-9.5-11.1 |
| 4.0 | 9.5-12.7-16.9 |
| 4.8 | 10.3-15.1-16.9-24.8 |




Alüminyum / Inox Havşa Kafa
Aluminium / Inox Countersunk Head




| ÇapØ | Uzunluk (Lenght) |
|------|------------------|
| 3.2 | 9.7 |
| 4.0 | 9.5-11.3 |
| 4.8 | 12.1-16.9 |




Alüminyum / Inox Geniş Kafa
Aluminium / Inox Large Head




| ÇapØ | Uzunluk (Lenght) |
|------|------------------|
| 3.2 | 8-9.5-11.1 |
| 4.0 | 12.7-16.9 |
| 4.8 | 10.3-16.9-24.8 |



Inox / Inox Bombe Kafa
Inox / Inox Dome Head




| ÇapØ | Uzunluk (Lenght) |
|------|------------------|
| 3.2 | 8 |
| 4.0 | 10-12-15 |
| 4.8 | 10-12-15-17.5 |



ARKASI KAPALI SIZDIRMAZ PERÇİNLER / CLOSED END SEALED RIVETS


Alüminyum / Çelik Bombe Kafa
Aluminium / Steel Dome Head

| ÇapØ | Uzunluk (Lenght) |
|------|---------------------|
| 3.2 | 8-9.5-11-12.7-14-16 |
| 4.0 | 8-9.5-12.7-14-16 |
| 4.8 | 10-12-14-16-18-20 |
| 6.4 | 14.5-16 |




Alüminyum / Çelik Havşa Kafa
Aluminium / Steel Countersunk Head

| ÇapØ | Uzunluk (Lenght) |
|------|------------------------|
| 3.2 | 7.5-9-10.5 |
| 4.0 | 9.5-11-12.5 |
| 4.8 | 9.5-11-12.5-14-15.5-19 |




Alüminyum / Çelik Geniş Kafa
Aluminium / Steel Large Head

| ÇapØ | Uzunluk (Lenght) |
|------|------------------|
| 4.8 | 13-18 |




Çelik / Çelik Bombe Kafa
Steel / Steel Dome Head

| ÇapØ | Uzunluk (Lenght) |
|------|------------------|
| 3.2 | 6-8-9.5-12 |
| 4.0 | 6-8-10-12-15 |
| 4.8 | 8-9.5-12-16 |




Inox / Inox Bombe Kafa
Inox / Inox Dome Head

| ÇapØ | Uzunluk (Lenght) |
|------|------------------|
| 3.2 | 6-8-9.5-12 |
| 4.0 | 6-8-9.5-12-16 |
| 4.8 | 8-9.5-12-16-20 |




Alüminyum / Inox Bombe Kafa
Aluminium / Inox Dome Head

| ÇapØ | Uzunluk (Lenght) |
|------|------------------|
| 3.2 | 9 |
| 4.0 | 9.5-11 |
| 4.8 | 11-14-18 |




Alüminyum / Alüminyum Bombe Kafa
Aluminium / Aluminium Dome Head

| ÇapØ | Uzunluk (Lenght) |
|------|------------------|
| 3.2 | 8-9.5 |
| 4.0 | 9.5-12.5 |
| 4.8 | 9.5-11.5-14.5-18 |




Bakır / Çelik Bombe Kafa
Copper / Steel Dome Head

| ÇapØ | Uzunluk (Lenght) |
|------|------------------|
| 3.2 | 6.5-8-9.5-12.5 |
| 4.0 | 8-10 |
| 4.8 | 9.5-11.5 |



Bakır / Inox Bombe Kafa
Copper / Inox Dome Head


| ÇapØ | Uzunluk (Lenght) |
|------|------------------|
| 3.2 | 6.5-8-9.5-12.5 |
| 4.0 | 8-10 |



ÖZEL PERÇİNLER / SPECIAL RIVETS

Örümcek Alüminyum / Çelik Bombe Kafa
Aluminium / Steel Peel Dome Head

| ÇapØ | Uzunluk (Lenght) |
|------|-------------------------------|
| 4.0 | 10-12-14-16-18-20 |
| 4.8 | 10-12-14-16-18-20-22-25-30-35 |



Örümcek Alüminyum / Çelik Geniş Kafa
Aluminium / Steel Peel Large Head

| ÇapØ | Uzunluk (Lenght) |
|------|------------------|
| 4.8 | 16-20-21 |




Yivli Alüminyum / Çelik Bombe Kafa
Aluminium / Steel Grooved Dome Head

| ÇapØ | Uzunluk (Lenght) |
|------|------------------------------|
| 4.8 | 8-10-12-14-16-18-19-20-25-30 |




Bulbfix Alüminyum / Alüminyum Bombe Kafa
Aluminium / Aluminium Bulbfix Dome Head

| ÇapØ | Uzunluk (Lenght) |
|------|-------------------------|
| 4.0 | 13.6-18.8-24.8 |
| 4.8 | 15.3-17.5-20.5-24-28-31 |



Bulbfix Alüminyum / Alüminyum Geniş Kafa
Aluminium / Aluminium Bulbfix Large Head


| ÇapØ | Uzunluk (Lenght) |
|------|-------------------|
| 4.8 | 15.3-17.5-20.5-24 |



Elektrofix Alüminyum / Çelik Bombe Kafa
Aluminium / Steel Electrofix Dome Head

| ÇapØ | Uzunluk (Lenght) |
|------|------------------|
| 3.2 | 9.5 |
| 4.0 | 9.5 |

Çelik-Çelik sipariş üzerine temin edilebilir.

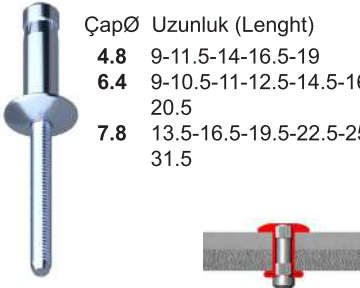


* Sipariş üzerine temin edilebilir

AĞIR HİZMET ONLOCK PERÇİNLER / HEAVY DUTY ONLOCK RIVETS

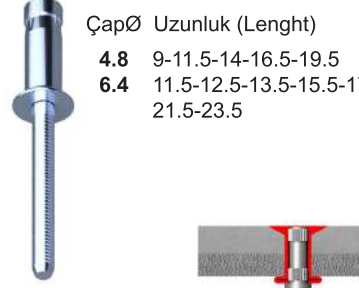
Çelik / Çelik Bombe Kafa
Steel / Steel Dome Head

ÇapØ Uzunluk (Lenght)
4.8 9-11.5-14-16.5-19
6.4 9-10.5-11-12.5-14.5-16.5-18.5-20.5
7.8 13.5-16.5-19.5-22.5-25.5-28.5-31.5



Çelik / Çelik Havşa Kafa
Steel / Steel Countersunk Head

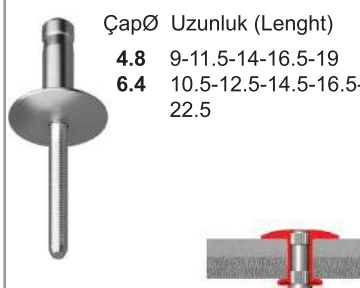
ÇapØ Uzunluk (Lenght)
4.8 9-11.5-14-16.5-19.5
6.4 11.5-12.5-13.5-15.5-17.5-19.5-21.5-23.5



Çelik / Çelik Geniş Kafa
Steel / Steel Large Head

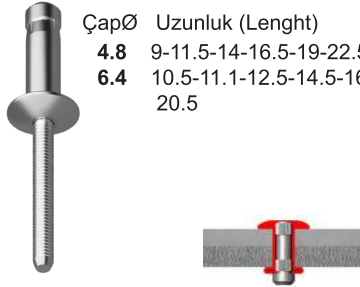
ÇapØ Uzunluk (Lenght) *

4.8 9-11.5-14-16.5-19
6.4 10.5-12.5-14.5-16.5-18.5-20.5-22.5



Alüminyum / Alüminyum Bombe Kafa
Aluminium / Aluminium Dome Head

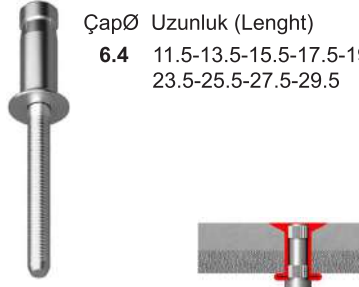
ÇapØ Uzunluk (Lenght)
4.8 9-11.5-14-16.5-19-22.5
6.4 10.5-11.1-12.5-14.5-16.5-18.5-20.5



Alüminyum / Alüminyum Havşa Kafa
Aluminium / Aluminium Countersunk Head

ÇapØ Uzunluk (Lenght) *

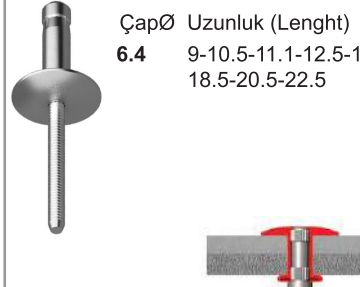
6.4 11.5-13.5-15.5-17.5-19.5-21.5-23.5-25.5-27.5-29.5



Alüminyum / Alüminyum Geniş Kafa
Aluminium / Aluminium Large Head

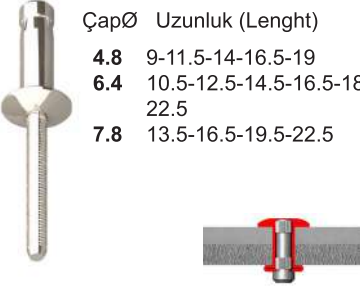
ÇapØ Uzunluk (Lenght) *

6.4 9-10.5-11.1-12.5-14.5-16.5-18.5-20.5-22.5



Inox / Inox Bombe Kafa
Inox / Inox Dome Head

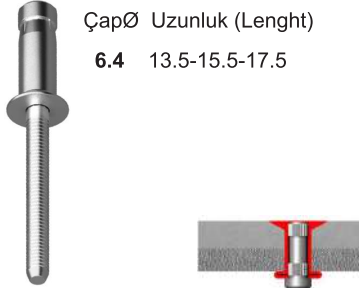
ÇapØ Uzunluk (Lenght)
4.8 9-11.5-14-16.5-19
6.4 10.5-12.5-14.5-16.5-18.5-20.5-22.5
7.8 13.5-16.5-19.5-22.5



Inox / Inox Havşa Kafa
Inox / Inox Countersunk Head

ÇapØ Uzunluk (Lenght) *

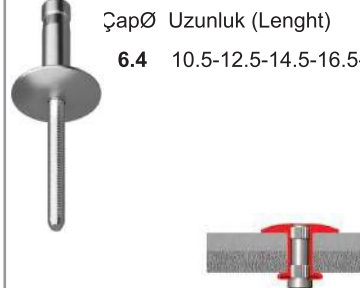
6.4 13.5-15.5-17.5



Inox / Inox Geniş Kafa
Inox / Inox Large Head

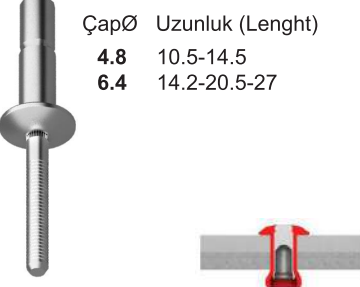
ÇapØ Uzunluk (Lenght) *

6.4 10.5-12.5-14.5-16.5-18.5



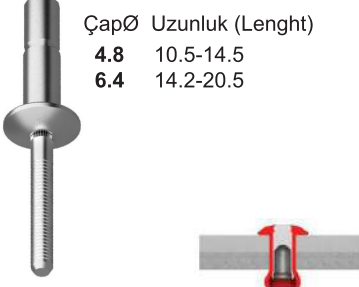
Megalok Çelik / Çelik Bombe Kafa
Steel / Steel Dome Head

ÇapØ Uzunluk (Lenght)
4.8 10.5-14.5
6.4 14.2-20.5-27



Megalok Alüminyum / Alüminyum Bombe Kafa
Aluminium / Aluminium Dome Head

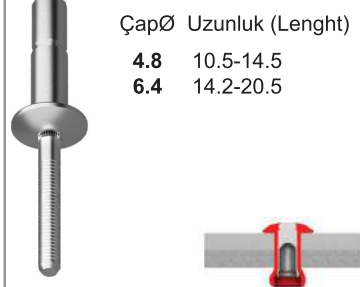
ÇapØ Uzunluk (Lenght)
4.8 10.5-14.5
6.4 14.2-20.5



Megalok Inox / Inox Bombe Kafa
Inox / Inox Dome Head

ÇapØ Uzunluk (Lenght) *

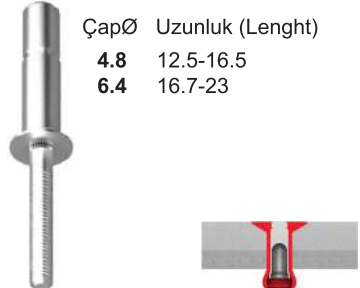
4.8 10.5-14.5
6.4 14.2-20.5



Megabolt Çelik / Çelik Havşa Kafa
Steel / Steel Countersunk Head

ÇapØ Uzunluk (Lenght) *

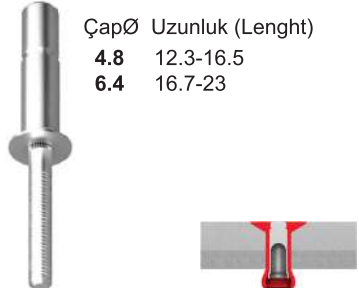
4.8 12.5-16.5
6.4 16.7-23



Megabolt Alüminyum / Alüminyum Havşa Kafa
Aluminium / Aluminium Countersunk Head

ÇapØ Uzunluk (Lenght) *

4.8 12.3-16.5
6.4 16.7-23



Megabolt Inox / Inox Havşa Kafa
Inox / Inox Countersunk Head

ÇapØ Uzunluk (Lenght) *

4.8 12.3-16.5
6.4 16.7-23

