




Safe Ear Correction Solution for Babies

FAST

NON-INVASIVE

PERMANENT

EASY



95% Success Rate

100% Silicone

Application in 30 minutes at the clinic
Suitable for babies as young as 2 months old
Permanent results within 1 month

Why Craniowell?

Easy Applicability

Babies' ear shapes are corrected with an easy application in just 30 minutes.

Effective Results

Permanent corrections in as little as 1 month.

Widespread Clinical Experience

Successful outcomes in over 25 clinics.



Some Examples

Now, meet CranioWell!



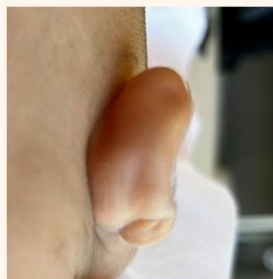
craniowell.com/en

For Distributorship Form

Ear Deformation Types



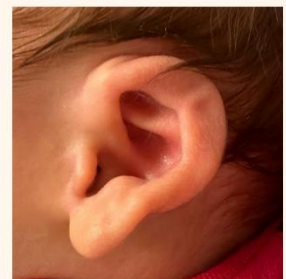
Helical Rim



Prominent Ear



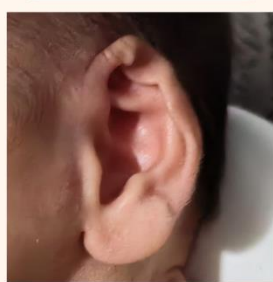
Spoke's Ear



Mixt Deformity



Stahl's Ear



Helical Rim



Lidding



Cryptotia

CranioWell: How Is It Applied?



1
Hair Trimming



2
Placement



3
Strips removed



4
Closing the lid



5
Securing the inner parts

CranioWell molding processes are completed within 30 minutes. Approximately within a month, molding is completed with 2 or 3 follow-up appointments.

CranioWell

Baby Ear Correction System

Before



After



CranioWell

Baby Ear Correction System

Before



After



Before



After



Before



After



Before



After



Before



After



Before



After



Infant ear deformities, whether congenital or developed later, can be corrected with early intervention. CranioWell is a revolutionary solution designed to assist families in this regard. This system, which corrects deformities in children's ear shapes without the need for surgical intervention and in a pain-free manner, has attracted great interest from both parents and health professionals.

Outstanding features of CranioWell:

Ease of Application: CranioWell is applied in a clinical setting in just 30 minutes, correcting babies' ear shapes with a non-invasive method.

Effective Results: It provides lasting improvement within a short period, like a month.

Scientific Proof: Successful results have been obtained in applications conducted in more than 25 clinics.

The application steps of CranioWell are simple:

1. Trimming of hair
2. Placement of the device
3. Securing the inner parts
4. Closing the lid

These steps are completed within 30 minutes, and permanent results are achieved within a month with follow-up appointments.

Advantages of CranioWell:

Fast: Application in the clinic in 30 minutes.

Non-Invasive: No need for surgical intervention.

Permanent: Lasting results in a short time.

Ease of Use: Can be easily applied by doctors.

Success Rate: 95% success rate.

Material: Made with 100% silicone.

Additionally, CranioWell protects children from the psychological and physical well-being risks associated with peer bullying and surgical interventions. Offering an application possibility for babies as young as 2 months, this system reduces parents' concerns while ensuring that babies attain a healthy and natural ear structure.

To learn more about our product and information about distributorship opportunities, visit cranioWell.com/en, or come to our fair stand for a direct experience. Shape your child's future with CranioWell!