

emintosun®

THE ULTIMATE WOODEN DOOR PRODUCTION MACHINES






be  
original





## WOODMASTER CNCLINE

Cnc kapı kol - kilit ve menteşe yeri açma  
makinesi  
Cnc Door frame , door lock and hinges  
milling machine



### TEKNİK ÖZELLİKLER /TECHNICAL SPECS

-  **EKSANTRİK MOTOR GÜCÜ**  
ECCENTRIC MOTOR POWER  
1 X (1.1) KW 1500 RPM
-  **KİLİT AÇMA MOTOR GÜCÜ**  
LOCK MILLING MOTOR POWER  
1 X (2.2) KW 1500 RPM
-  **KOL YERİ DELİK MOTOR GÜCÜ**  
LOCK HOLE DRILL MOTOR POWER  
1 X (0.75) KW 1500 RPM
-  **SERVO MOTOR GÜCÜ**  
SERVO MOTOR POWER  
4 X (0.75) KW 3000 RPM
-  **SPINDLE MOTOR GÜCÜ**  
SPINDLE MOTOR POWER  
1 X (1.5) KW 12000 RPM

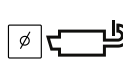
-  **EKSEN ÇALIŞMA ALANI( X,Y,Z)**  
WORKING AREA X,Y,Z  
2350-55-45 MM
-  **CNC ÇALIŞMA HIZI**  
CNC FEEDRATE  
30 M/MIN
-  **MİN-MAX KAPI(E-B-Y)**  
MIN-MAX DOOR(W-L-H)  
(590-1130MM)(B,L-∞)(0-50MM)
-  **MAKRO KUTÜPHANE**  
MACRO LIBRARY

 **VOLTAJ**  
VOLTAGE  
380 V 50/6 HZ

 **HAVA BASINCI**  
AIR PRESSURE  
6-8 BAR

 **BOYUTLARI (E-B-Y)**  
DIMENSIONS (W-L-H)  
2250 - 2900 - 1800 MM

 **AĞIRLIK**  
WEIGHT  
930 KG

 **TOZ EMME**  
ÇIKIŞ ÇAP  
DUST  
E.HOLES  
1 X Ø60MM  
1 X Ø80MM

KİLİT GRUBU **EKSANTRİK** HAREKETLİDİR.KOL YERİ VE MENTEŞE GRUBU **CNC**  
HAREKETLİDİR.  
LOCK PROCESS IS **ECCENTRIC** MOTION HANDLE HOLE & HINGES PROCESS IS  
**CNC** MOTION

