



Elmendorf Tear Tester

Model 83-76

Elmendorf Tear testing determines the force required to continue the tearing of an initial cut in sheet materials such as paper, plastic film, textile and non-woven.

The Elmendorf Tear Tester is an automated tear tester equipped with an optical encoder for measuring the angular position of the pendulum during tearing and converting this measurement to tear units. A large, full-color touchscreen display with intuitive, easy-to-use software provides a revolutionary new approach to testing and data review.

Elmendorf Tear Tester/ Spencer Impact Model


Model 83-76-01-0002

Film manufacturers that produce packaging materials for plastic bags and packaged goods require increased impact/puncture strength for product integrity during packaging and transport. Impact resistance of plastic films provide useful information to determine the energy required to puncture a film sheet. THIS UNIT MUST BE ORDERED AS A TEAR SPENCER UNIT. The Spencer option cannot be added at a later date to a Elmendorf Tear Unit.

The Spencer Impact method is based on ASTM D 3420. An attachment to the Elmendorf Tear Tester is mounted on the top of the instrument and measures the puncture impact resistance of a plastic film sheet or other related sheet-like material. The fixture consists of a probe mounted onto the end of the Elmendorf pendulum and an air-operated clamp used to secure the film sample. The unit measures the resistance to impact/puncture as the probe penetrates a sheet of plastic film. Both Elmendorf Tear and Spencer Impact measurements can be performed on one instrument.

The TMI Spencer Impact fixture consists of an air-operated clamping ring with a diameter of 89.0 +/- 0.5mm. The puncture impact arm has a radius of 12.7mm and a diameter of 19.0mm. Measurement ranges include 200, 400, 800, 1600, 3200 and 6400gf.

Spencer Impact Attachment meets ASTM D 3420 (Part B).




Contact Details

web. www.industrialphysics.com

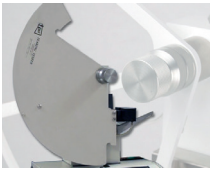
email. info@industrialphysics.com

email. info.china@industrialphysics.com



Pneumatic clamps

Simple, two-button operation of the pneumatic clamp and swing ensures efficient testing. Total clamping width of 76 mm meets constant radius and rectangular film specimen dimensions.



Pendulum compatibility

Existing model 83-11 Elmendorf Tear Tester pendulums are compatible with the new 83-76 unit, preventing the need for additional pendulums.




Universal pendulum

A universal pendulum with quick change hardware and weights provides multiple testing options. The required calibration weights are also included.



Pneumatic sample press

Two sample presses are available for sample preparation. Model 22-70-01 is an affordable manual press. The 22-70-02 (pictured), includes a safety shield and is pneumatically controlled.



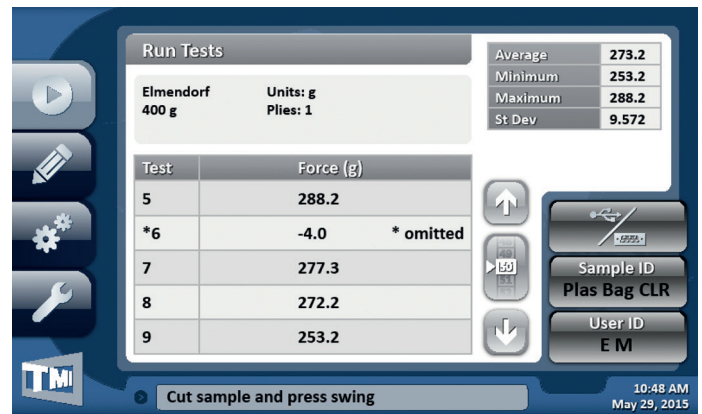
Triple shear sample cutter

The 83-20-08 Sample Cutter produces rectangular samples for paper and textile testing based on ASTM D 689 and TAPPI T 414 specifications.



GraphMaster™ software

After performing a test, the operator can save all curve and test result data directly to an external PC with optional GraphMaster™ software.



Easy-to-use, full color touchscreen interface

Part Numbers

83-76-01-0002	Elmendorf/Spencer combination tester
83-76-06	3200 gram Tear/Spencer pendulum
83-76-07	6400 gram Tear/Spencer pendulum
83-76-08	Universal Tear/Spencer pendulum 200, 400, 800 & 1600 gram pendulums (required calibration weights included)

Specimen sizes

Square	127 x 127mm
Round	127mm diameter

Contact Details

web. www.industrialphysics.com

email. info@industrialphysics.com

email. info.china@industrialphysics.com

Features

- 7" full-color digital touchscreen display
- Storage and editing of up to 200 readings
- Universal pendulum with interchangeable weights
- Pneumatic clamps and pendulum release
- Automatic calibration of pendulum
- Multiple data export options: USB flash drive, USB ESC/POS printer, RS232 and GraphMaster™ software
- Selectable units: grams-force, millinewtons, lbs-force, percentage of pendulum capacity
- Onboard statistics: average, min, max, standard deviation
- Clamp pressure in psi and kg/cm
- Calculates force of multiple plies
- Report printout with optional printer

Applications

Paper, Foil, Film, Textiles, Nonwovens

Pendulums

83-76-10	3200 gram pendulum
83-76-11	6400 gram pendulum
83-76-09	Universal pendulum 200, 400, 800 & 1600 gram pendulums (the required calibration weights are included)

Standards

Conforms to TAPPI T-414, ASTM D1922, ASTM D1424, ASTM D689, ISO 1974, CPPA d.9, AS/NZ 1301.400S, BS 4468 and SCAN P-11

Technical Specification

Selectable units	Percentage (%), Millinewtons (mN), Grams-force (gf), Pounds-force (lbf)
Sample statistics	Average, High/Low results, Standard deviation
Available pendulums	83-76-10 3200 gram pendulum 83-76-11 6400 gram pendulum 83-76-09 Universal pendulum 200, 400, 800 & 1600 gram (calibration weights included)
Pneumatic clamps	Total clamping width of 76mm meets constant radius and rectangular film specimen dimensions
Additional options	GraphMaster™ software, Printer
Output	USB flash drive, USB ESC/POS printer, RS232, GraphMaster™ software
Power	120/240VAC 50/60Hz
Air	600kPa (87psi) - IG4 Instrument Grade Air (ISO Class 1-4-1), ¼" OD tubing
Dimensions (WxDxH)	12 x 12 x 20in (305 x 305 x 508mm)
Weight (approx.)	23lbs (10.4kg)

Contact Details

web. www.industrialphysics.com

email. info@industrialphysics.com

email. info.china@industrialphysics.com