



GIO-PLUS
Series


AVK
GLAZING SYSTEMS

www.avkglazing.com

AVK

With High Thermal Insulation


PROVIDES SUPPORT TO YOUR BUDGET



TECHNICAL NOTIFIED QUALITY

GIO-PLUS SERIES

Highlights



Wipeable Gio-Plus

The first and second wings, which can be opened with hinge profiles, make the Gio-Plus system a wipeable system.

1

Snap detail in wing junction

The Gio-Plus series, not only enhances load-bearing with snap profiles but also maintains insulation at the highest levels.



2



Accessible motor

With the intervention profile, any technical issue with the motor can be easily and conveniently addressed.

3

Chain conveyance

The chain system in the conveying mechanism provides a stronger performance.



4




First Wing

The adapter profile fixed to the first wing when the wings are in a closed position provides both an aesthetic appearance and insulation.

5

Second Wing

When the wings are in the closed position, the system gains a complementary appearance with the first channel profile.



6








Third Wing

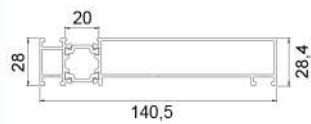
When the wings are closed, the second channel profile creates an aesthetic appearance and a flawless junction.

7

GIO-PLUS *Series*

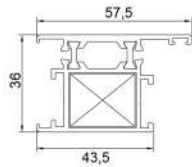
601 	606 	607 	608 	609 
610 	611-1 	611-2 	611-3 	612 
613 	614-1 	614-2 	615-1 	615-2 
616 	617 	650 	650-1 	650-2 
651 	652 	653 	753 	654 
655 	755 	756 	656 	656-1 
657 	657-1 	658 	658-1 	659 
660 	661 	662 	663 	664 
665 				

GIO-PLUS *Series Profiles*



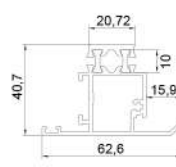
GIO-PLUS LOWER-UPPER CASE PROFILE 601

(7.0 mt.)



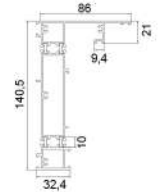
GIO-PLUS LEAF PROFILE 606

(7.0 mt.)



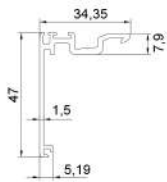
GIO-PLUS FIRST LEAF ADAPTER PROFILE 607

(5.8 mt.)



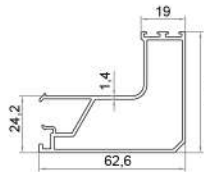
GIO-PLUS SIDE MAST PROFILE 608

(5.8 mt.)



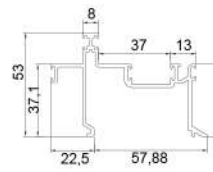
GIO-PLUS CLAMP PROFILE 609

(7.0 mt.)



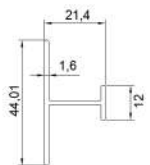
GIO-PLUS FIRST CHANNEL PROFILE 610

(5.8 mt.)



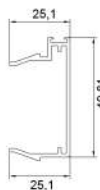
GIO-PLUS SIDE MAST ADAPTER PROFILE 611-1

(5.8 mt.)



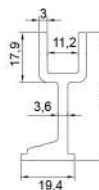
GIO-PLUS MOVABLE HIDING COVER PROFILE 611-2

(5.8 mt.)



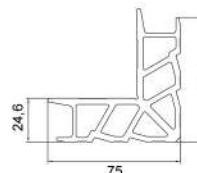
GIO-PLUS SECOND CHANNEL PROFILE 611-3

(5.8 mt.)



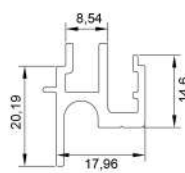
GIO-PLUS CHAIN PROFILE 612

(5.8 mt.)



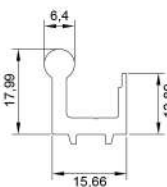
GIO-PLUS MITER PROFILE 613

(5.8 mt.)



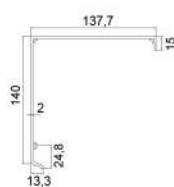
GIO-PLUS HINGE PROFILE - 1 614-1

(7.0 mt.)




GIO-PLUS HINGE PROFILE - 2 614-2

(7.0 mt.)



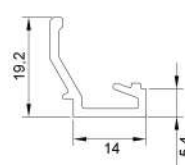
GIO-PLUS MOTOR ENCLOSURE PROFILE 615-1

(7.0 mt.)




GIO-PLUS MOTOR INTERVENTION PROFILE 615-2

(7.0 mt.)



GIO-PLUS GLASS ADAPTER PROFILE 616

(7.0 mt.)

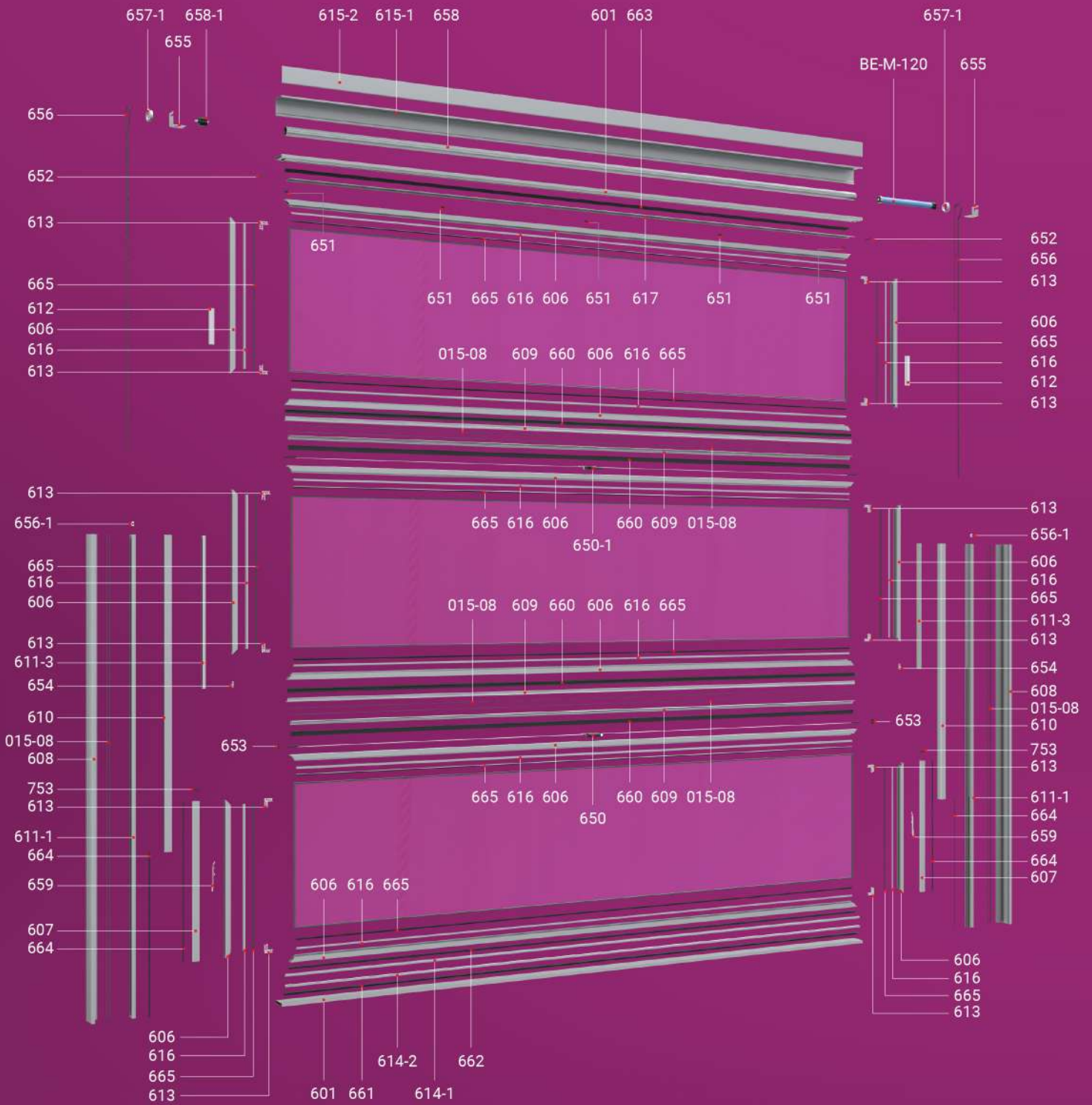



GIO-PLUS HAND PROTECT COVER PROFILE 617

(7.0 mt.)

GIO_PLUS

Series Details





601: Gio-Plus Lower-Upper Case Profile

606: Gio-Plus Leaf Profile

607: Gio-Plus First Leaf Adapter Profile

608: Gio-Plus Side Mast Profile

609: Gio-Plus Clamp Profile

610: Gio-Plus First Channel Profile

611-1: Gio-Plus Side Mast Adapter Profile

611-3: Gio-Plus Second Channel Profile

612: Gio-Plus Chain Profile

613: Gio-Plus Miter Profile

614-1: Gio-Plus Hinge Profile - 1

614-2: Gio-Plus Hinge Profile - 2

615-1: Gio-Plus Motor Enclosure Profile

615-2: Gio-Plus Motor Intervention Profile

616: Gio-Plus Glass Adapter Profile

617: Gio-Plus Hand Protect Cover Profile

650: First Leaf Lock (Set)

650-1: Second Leaf Lock (Set)

651: Hand Protect Profile's Plastic Hinge

652: Gio-Plus Hand Protect Profile's Covers

653: Stem Lock Plastic

753: First Leaf Adapter's Covers

654: Gio-Plus 2. Leaf Zamak Hinge (Set)

655: Drum Fixation Part

756: Drum Fixation Part's Pin

656: Chain

656-1: Chain Wheel

657-1: Metal Cogwheel 'Gear'

658: Drum

658-1: Drum Coupling Part

659: First Leaf Transom Window

660: Clamp Profile's Wick

661: Lower Case Profile's Wick

662: First Leaf Profile's Wick

663: Upper Case Profile's Wick

664: First Leaf Adapter Profile's Wick

665: Glass Wick

015-08 : Hair Wick

GIO-PLUS SERIES

All Features

-  ORIGINAL ALUMINIUM
-  ORIGINAL RAW MATERIAL ACCESSORY
-  CHAIN CARRYING SYSTEM
-  ONE MODEL OF LEAF PROFILE IN ALL GLASSES
-  MAXIMUM INSULATION WITH HEAT-BARRIER PROFILES
-  FULL IMPERMEABILITY WITH WATERPROOF EPDM GASKETS
-  HAND PROTECTION PROFILE COVER
-  SINGLE POINT LOCK MECHANISM
-  EASY TO CLEAN (ALL WINDOWS CAN BE WIPED FROM INSIDE AND OUTSIDE)
-  ENGINE INTERVENTION COVER
-  LEAF PROFILES SUITABLE FOR 24MM GLASS (WE RECOMMEND 4 + 16 + 4 DOUBLE GLASS)
-  CHAIN HIDING COVER
-  SOLID LEAVES PRESSED WITH MITER
-  AVAILABILITY WITH ANY BRAND ENGINE
-  DIFFERENT ELECTROSTATIC COLOR OPTIONS
-  REMOTE CONTROL FEATURE WITH SMART HOME SYSTEM