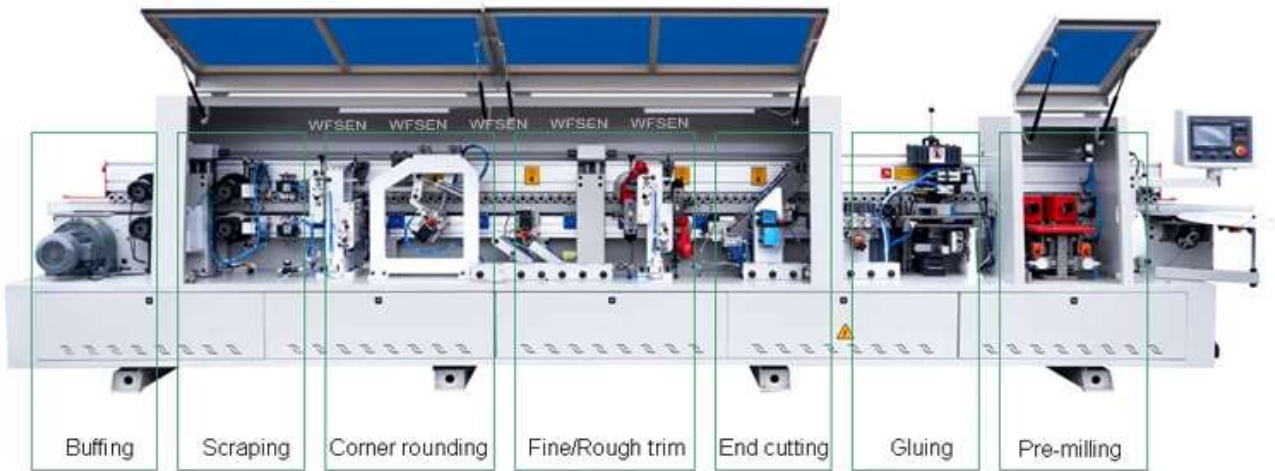



MF630A full auto edge banding machine




MF630A Full Automatical Edge Banding Machine

Pre-milling → Gluing → End cut → Rough trim → Fine trim → Corner rounding → Scraping → Buffing



Replace another glue pot for different color



Normal glue pot




PUR glue machine







Dust collector 7.5kw


5/ Technical parameter

Model	MF630A full auto edge bander
Function	Pre-milling, Gluing, end cutting, rough trimming, fine trimming, corner rounding, scraping, buffing.
Edge thickness	0.4-3 mm
Panel thickness	10-60 mm
Panel width	≥ 80 mm
Feed speed	12-20 m/min
Pre-milling	2.2kw*2
Heating power	2kw
Glue power	0.37kw
Feeding power	3.7kw
End trimming power	0.55kw x 2
Rough trimming power	0.75kw x 2
Fine trimming power	0.75kw x 2
Corner power	0.3kw x 2
Polishing power	0.18kw x 2
Working pressure	0.7 Mpa
Overall size	6550*750*1550 mm
Weight	2300Kg













7/ Technology advantage

Edge Banding Material: PVC, Melamine, ABS, Veneer, Solid Wood Strip, etc

Workpiece: Plywood, Fire board, MDF board, Solid Wood, Particle board, etc.

Advanced technology and special structure, skilled production engineer.

The best electrical components, motors and parts.

High precision&efficiency.

Satisfactory after-sales service.

The same quality, the lowest price.

Qingdao WFSEN Mechanical And Electrical Co., Ltd.

