



AGILE, ROBUST,
SMART LAB SYSTEM.
SUSTAINABILITY AND RESILIENCE.

HYDROSTATIC PRESSURE TEST MACHINES

**Up to 3000 bar*



LOW OPERATING COSTS

Compliance with
Standards
TS EN 12201-1,2
TS EN ISO 1167-1,2
TS EN 715, TS 418,
EN 921, ASTM-D 1598,
TS EN 1447, TS EN 12107

Determine the
long-term fatigue
strength of PE, PVC,
PP and PE-R, GRP
compositesteel pipes.

+90 212 924 56 52

www.alarge.com.tr

ALARGE ALIÇ AĞACI MAK. ELEK. AR-GE SAN. TİC. LTD. ŞTİ.

Çifte Havuzlar Mah. Eski Londra Asfaltı Cd. YTÜ Teknopark D2 Blok No: 2B01 Davutpaşa - İstanbul/TÜRKİYE

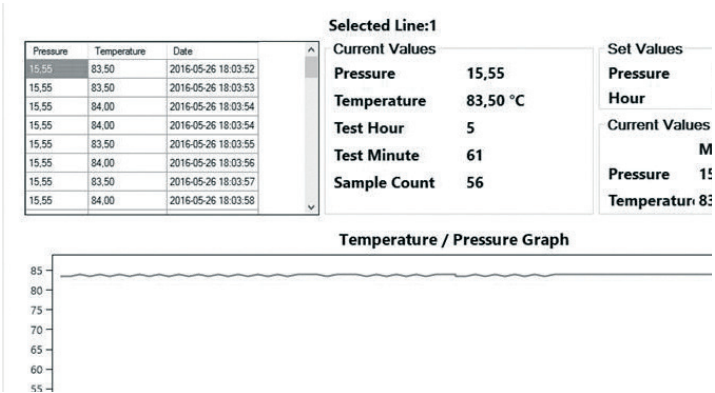
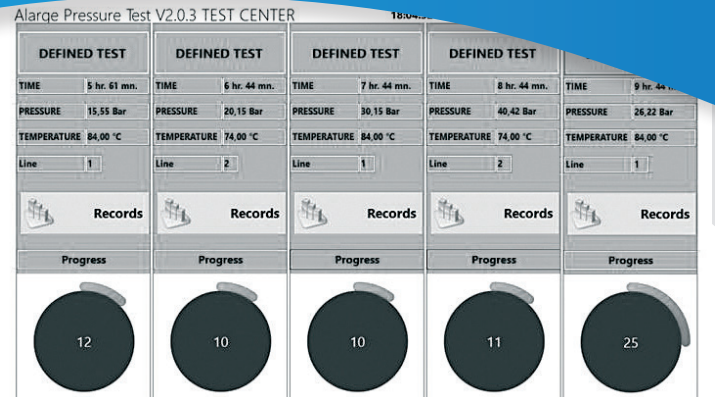
Fax: +90 212 278 61 33 Mail: info@alarge.com.tr

HYDROSTATIC PRESSURE TEST MACHINES

TECHNICAL SPECIFICATIONS

- ✓ Ability to test Instant, 165 h, 1000 h and 10000 h experiments in independent test stations
- ✓ Testing each line at independent pressure and time values
- ✓ Synchronization up to 100 stations no water hammer
- ✓ Superiority over conventional two-valve chopper systems
- ✓ 10 times longer valve life than two valve technology
- ✓ Easy filling with high flow pump
- ✓ Energy saving
- ✓ Reaching desired pressure in a very short time due to airless 4 valve system and accumulator water hammer
- ✓ 10 times lower wastewater
- ✓ Stainless steel installation system
- ✓ Top quality electrical and wiring system
- ✓ Easy service with standard electrical control panel and components
- ✓ Very low operating cost
- ✓ Remote service
- ✓ Long life

Remote service and data transfer with ES 232/485 and ethernet module.



ENTER 1. TEST LINE REPORT PARAMETERS 02/09/2016 10

PIPE TYPE : POLIETILEN

PRODUCT NU. 12

STANDARD 1155

CUSTOMER ALARGE

OPERATOR GOKER ZAFER

ALARM LIMIT 0.30

TANK NU. 1

Fill	Burst	System Pressure	0.0 bar	2:09:20
		1.test pressure	0.00 /	
		1.test time	0 /	
		2.test pressure	0.00 /	
		2.test time	0 /	
		3.test pressure	0.00 /	
		3.test time	0 /	
		4.test pressure	0.00 /	
		4.test time	0 /	


CONTROL SYSTEM



- ✓ PLC and PC control with touch screen
- ✓ Fast data exchange, 400 pcs / sec
- ✓ ± 0.1 ° C temperature measurement accuracy
- ✓ $\pm 0.2 - 0.25$ pressure measurement accuracy
- ✓ 4 - 20 mAMP and 0-10 V sensor data
- ✓ 1" / 4 - 1" / 8 pressure transmitter and installation
- ✓ ability to see tank water temperature on the control panel and graphics software
- ✓ Infrastructure for receiving direct pressure data from pressure test heads
- ✓ Low voltage control system
- ✓ Test input and monitoring from 17" / 42" touch screen and reporting software
- ✓ 7-10.1" touch screen user display
- ✓ 15.7 "AL BTC reporting software integration

SOFTWARE


- ✓ AL BTC graphical reporting software
- ✓ Real-time pressure - time graph
- ✓ Evaluation of statistical results
- ✓ Average wave value
- ✓ User and sample identification
- ✓ Leak alarm
- ✓ Pause/continue options
- ✓ Ability to see tank temperature from report
- ✓ Tank temperature errors information
- ✓ Test animation
- ✓ Reporting screen with manufacturer logo
- ✓ Windows and PDF based reports
- ✓ Single or multiple representation of past experiments







HYDROSTATIC PRESSURE TEST SYSTEM

- ✓ Max. Test pressure:
3000 bar
- ✓ Boutique production
according to the desired
number of stations
- ✓ Opportunity to test
at different stations at
independent pressures and
independent time



TECHNICAL SPECIFICATIONS

- ✓ Suitable for pressure test of composite hydrogen cylinders , gas tubes and for special purposes
- ✓ Pressure Sensitivity: 0.25% Bar
- ✓ Hydraulic drive
- ✓ Addition of mechanical and electronic equipment for cycle testing
- ✓ Cycle and long life test up to 3000 bar
- ✓ Special system up to 3000 bar for bursting test
- ✓ Explosion test-specific design
- ✓ PLC-controlled system
- ✓ Touch screen user control interface
- ✓ Real-time data show and reporting software
- ✓ Real-time pressure changing graph in cycle pressure test
- ✓ Completely stainless steel
- ✓ Pneumatic , hydraulic and gear box drive force



www.alarge.com.tr

+90 212 924 56 52



HYDROSTATIC PRESSURE TEST MACHINES TECHNICAL SPECIFICATIONS

MODEL	AL HBT2	AL HBT3	AL HBT 5	AL HBT 10	AL HBT 20	AL HBT 40
Number of Lines	2	3	5	10	20	40
Control	PLC/PC Touch Screen					
Data Display	Included PC					
Precision	0,01 bar					
Accuracy	0,25 %					
Max. Test Pressure	100 bar					
Burst Pressure	120 bar					
Pump	170 bar		200 bar			
Flow Control	4 Valve Fuzzy Logic System Control					
Standards	TS EN 12201-1, TS EN 12201-2, TS EN ISO 1167-1, TS EN ISO 1167-2, TS EN 715, TS 418, EN 921, ASTM-D 1598, TS EN 1447, TS EN 12107					
Source Voltage	380 V					
Data Transfer	SD Card, USB					
Power	2 kW		3 kW			
Dimensions (cm) (HxLxW)	136x81x65		192x104x95		192x104x285	

Available ✓ Optional ☐ Not Applicable ✗

Technical Identity:

Fully stainless system, fuzzy logic valve control system (max. 120 bar), flow and pressure measurement at micro levels.

Usage Identity:

User-friendly interface, max. safety, easy connection system, multi-line simultaneous testing.

