




**ENTEĞRE TEL EKME NERVÜRLEME DOĐRULTMA KESME MAKİNESİ**

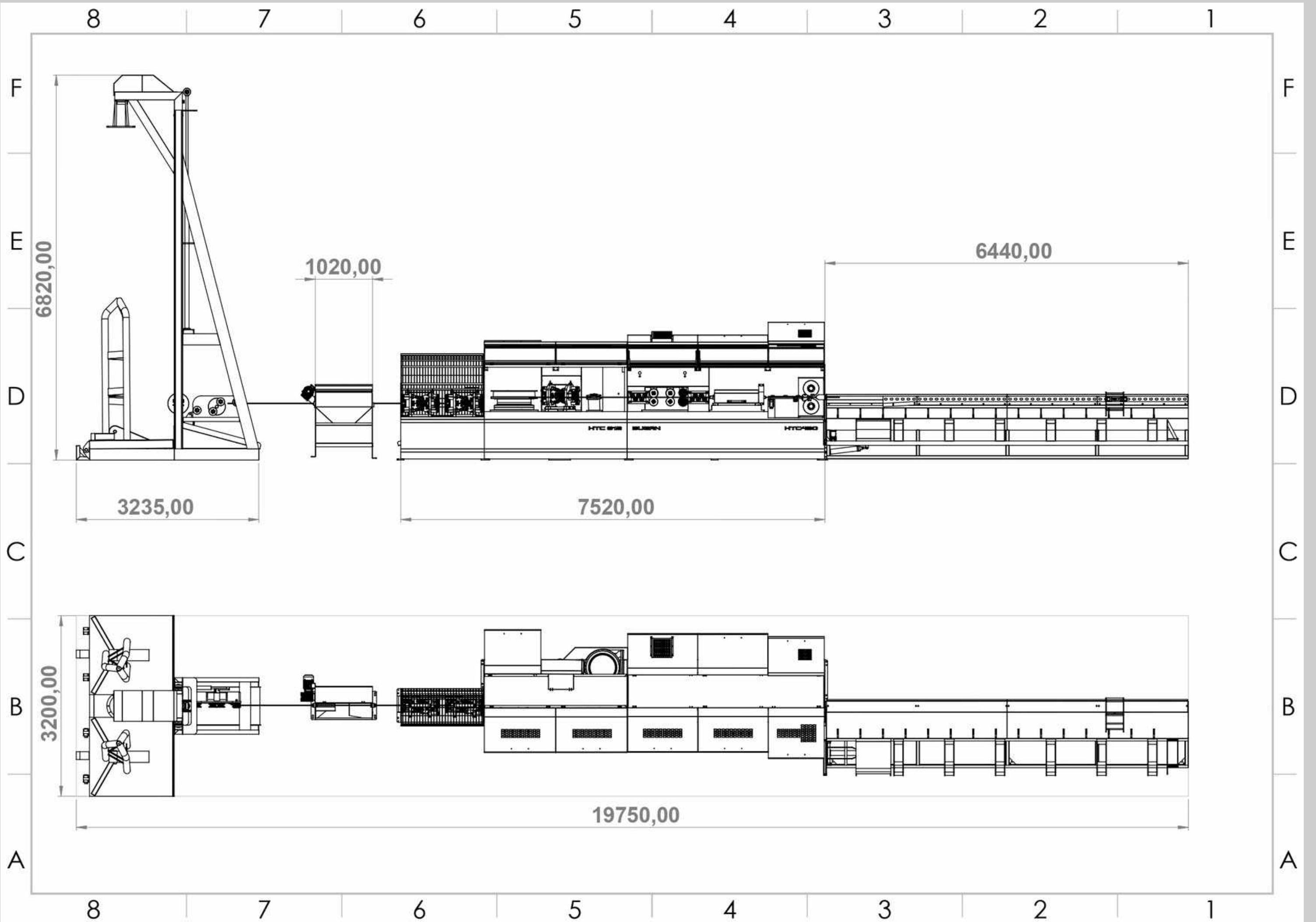
*INTEGRATED WIRE DRAWING RIBBING STRAIGHTENING CUTTING MACHINE*

***MODEL-HTC 612 DOUBLE***



## **TEKNİK ÖZELLİKLER**

- MAX KESME HIZI: 250 m/d
- MİN KESME HIZI: 50 m/d
- MAX KESME KAPASİTESİ-11 mm
- MAX BOY: 6000mm
- MİN BOY: 700mm
- MAX GİRİŞ Ø: 13mm
- MİN.GİRİŞ Ø: 5.5 mm
- MAX.İNCELTME:1,5 mm
- PLC KONTROL SİSTEMİ
- 10.in DOKUNMATİK PANEL
- MAKİNE ÖLÇÜLERİ
- YÜKSEKLİK: 6820 mm
- EN : 3200 mm
- BOY : 19750 mm
- POWER : 190 Kw
- VOLTAJ : 380-400V 50/60 Hz
- OTOMOSYON SİSTEMİ: SCHNEIDER
- MAX CUTTING SPEED: 250 m/d
- MIN CUTTING SPEED: 50 m/d
- MAX CUTTING CAPACITY- 12 mm
- MAX LENGTH:6000mm
- MIN SIZE: 700mm
- MAX ENTRY Ø: 13mm
- MİN.ENTREY Ø: 5.5 mm
- MAX. THINNING: 1.5 mm
- PLC CONTROL SYSTEM
- 10.in TOUCH PANEL
- MACHINE DIMENSIONS
- HEIGHT: 6820 mm
- WIDTH: 3200 mm
- LENGTH: 19750 mm
- POWER: 190 Kw
- VOLTAGE: 380-400V 50/60 Hz
- AUTOMATION SYSTEM: SCHNEIDER






## KANGAL AÇMA ÜNİTESİ

- 2000 Kg KAPASİTELİ 6820 mm YÜKSEKLİK HİDROLİK SİSTEMLİ İKİ ADET BESLEME ÜNİTESİ
- TEL DOLAŞMA BİLGİSİ VEREN EMNİYET SİSTEMİ
- HİDROLİK AYARLI TUFAL KIRMA
- HİDROLİK KULE ASANSÖRÜ

## COIL WIRE OPENING UNIT


- TWO FEEDING UNITS WITH 2000 Kg CAPACITY, 6820 mm HEIGHT HYDRAULIC SYSTEM
- SAFETY SYSTEM PROVIDING WIRE TRANSMISSION INFORMATION
- HYDRAULIC ADJUSTABLE SCALE BREAKING
- HYDRAULIC TOWER ELEVATOR



**ENDÜSTRİYEL SABUNLUK ÜNİTESİ INDUSTRIAL SOAP DISPENSER UNIT**

- 10 Kg KAPASİTELİ
- 1.1 Kw REDÜKTÖRLÜ MOTOR
- 10 Kg CAPACITY
- 1.1 Kw REDUCER MOTOR






## İNCELTME VE NERVÜRLEME ÜNİTESİ

## THINING AND RIBBING UNIT

- 150-90-15 TABAK TAKILABİLİR
- TURMETRE İLE BASKI AYARI
- GRES YAĞLAMA SİSTEMİ
- SU SOĞUTMALI
- BASKIDA SABİT KALABİLİR

- 150-90-15 PLATE CAN BE INSTALLED
- PRINT ADJUSTMENT WITH TURMETER
- GREASE LUBRICATION SYSTEM
- WATER COOLED




### TEL ÇEKME TAMBURU

- DOUBLE TİP TEL ÇEKME TAMBURU 132 KW
- YÜZEY SERTLİĞİ 50-55 HRC
- İNDİKSİYONLU 4140 DÖKÜM ÇELİKTEN
- SU SOĞUTMALI
- EŞANJÖRLÜ H TİPİ REDÜKTÖR
- KOLAY SÖKÜLEBİLEN SİSTEM

### WIRE DRAWING DRUM

- DOUBLE TYPE WIRE DRAWING DRUM 132 KW
- SURFACE HARDNESS 50-55 HRC
- INDUCED 4140 CAST STEEL
- WATER COOLED
- PLANETARY TYPE REDUCER WITH HEAT EXCHANGER
- EASY TO REMOVE SYSTEM




**İTİCİ ŞANZİMAN GURUBU**

- Ø 150 mm MAKARA (2379ÇELİK)
- 22 KW MOTOR
- ŞANZİMAN MOTOR DİREKT AKUPLE
- BOY ÖLÇÜM SİSTEMİ ENCODER

**PUSHER GEARBOX GROUP**

- Ø 150 mm REEL (2379STEEL)
- 22 KW ENGINE
- TRANSMISSION ENGINE DIRECTLY COUPLED
- HEIGHT MEASURING SYSTEM ENCODER





## DOĞRULTMA GURUBU

- 10 ADET DOĞRULTMA ÇENESİ
- 22 KW MOTOR
- DOĞRULTMA HIZI AYARLANABİLİR  
(MAX 6000.d/d)
- KAPAK EMNİYET SÖNSÖRÜ
- RULMANLAR NSK-FAG
- SU SOGUTMALI

## RECTIFICATION GROUP

- 10 RIGHTENING JAWS
- 22 KW ENGINE
- RECTIFICATION SPEED  
ADJUSTABLE (MAX 6000.d/d)
- COVER SAFETY SENSOR
- BEARINGS NSK-FAG
- WATER COOLED




**KENDİNDEN REDÜKTÖRLÜ  
KAPLİN AKUPLE SERVO MOTOR  
YÜKSEK TORK DÜŞÜK TÜKETİM**

## **KESME SİSTEMİ**

- ROTARY MAKAS (DÖNER MAKAS)
- KESME ÖLÇÜLERİ Ø11mm Ø4mm
- MİN BOY 700mm
- MAX BOY 6000mm
- MAX KESİM HIZI 250.m/d
- SERVO MOTOR SCHNEIDER

## **CUTTING SYSTEM**

- ROTARY SCISSORS
- CUTTING DIMENSIONS Ø11mm Ø4mm
- MIN SIZE 700mm
- MAX LENGTH 6000mm
- MAX CUTTING SPEED 250.m/d
- SERVO MOTOR SCHNEIDER



## **İSTİFLEME ÜNİTESİ**

- İSTİFLEME KAPASİTESİ 6000 mm
- OTOMATİK İSTİFLEME KOLU
- OTOMATİK TEL İSTİF DÜZELTME
- KOLAY KAYDIRALABİLİR İSTİF YATAĞI

## **STACKING UNIT**

- STACKING CAPACITY 6000 mm
- AUTOMATIC STACKING ARM
- AUTOMATIC WIRE STACK CORRECTION
- EASY-SLIDE STACKING BED







# BUGAN MAKİNE

---



+90 0532 579 95 69

+90 0322 394 43 13



info@buganmakine.com



www.buganmakine.com



Sarıhamzalı Mh. 47019 Sk. No : 92/B  
Seyhan / Adana / TÜRKİYE



BUGAN  
MAKE