

The background of the image shows a stack of white papers or documents in the center, with several brown cardboard boxes visible in the foreground and background. The boxes are partially open, showing their internal structure. The overall scene is brightly lit, suggesting an office or warehouse environment.


SisTrade[®]

software solutions | sistrade.com

MIS | ERP Software

Packaging Industry

ESTIMATING



Cardboard boxes
Corrugated cardboard
Fiberboard boxes
Paperboard containers



ADVANCED TECHNOLOGY

Information system to support business & production

Full integrated ERP

Industry 4.0

Flexible to the company

Cloud computing

Multilanguage

Cross-browser and multi-device

Business Intelligence

Report generation

SmartStatistics

MAIN MANAGEMENT FEATURES

- Change of fiber direction
- Type & dimensions of used die-cutters
- Layout lines, dimension & margins
- New models based on imported files
- Layout optimization
- Update of die-cutter types & dimensions
- Background color modification
- Dynamic imposition plan calculation


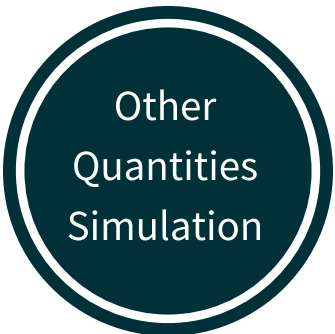
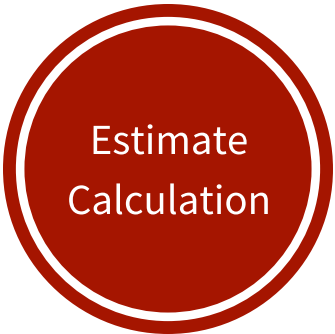


ESTIMATE DATA

- Customer's data
- Technical data
- Job measures and margins
- Internal comments
- Workflow approval

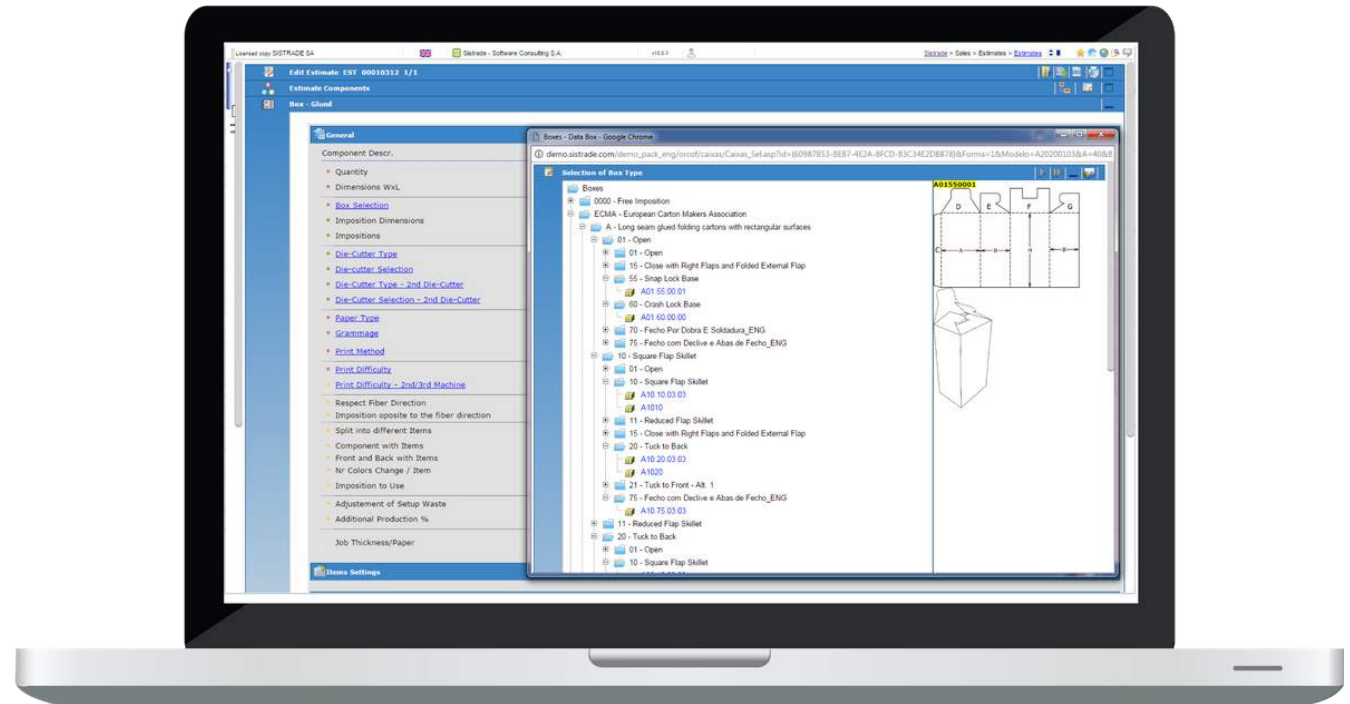


THE COMMERCIAL CYCLE



ANY TYPE OF BOX

- ECMA standards
- FEFCO standards
- CAD/DXF file import



TECHNICAL DATA OF THE WORK

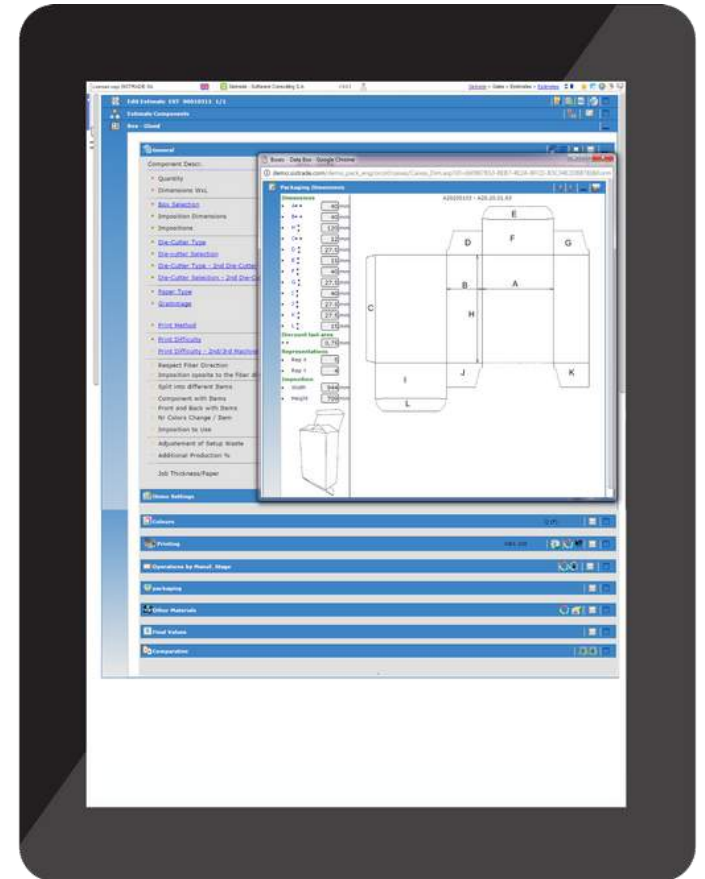
The screenshot displays a software interface for configuring a 'Box - Glued' component. The interface is organized into a table with two columns: 'Component Descr.' and 'Box - Glued'. The data is as follows:

Component Descr.	Box - Glued
Quantity	5000
Dimensions WxL	605 mm 530 mm 0
Box Selection	0000 Plano Livre
Imposition Dimensions	1010 x 630 mm
Impositions	2 x 1 = 2
Die-Cutter Type	1201 Flat Die
Die-cutter Selection	Type to search:
Die-Cutter Type - 2nd Die-Cutter	Type to search:
Die-Cutter Selection - 2nd Die-Cutter	Type to search:
Paper Type	0109 SBS
Grammage	240 240 g
Print Method	FV Front / Front and Back
Print Difficulty	001 Cardboard - 0-350 - CMYK - Conventional - Average
Print Difficulty - 2nd/3rd Machine	Type to search:
Respect Fiber Direction	<input type="checkbox"/>
Imposition oposite to the fiber direction	<input type="checkbox"/>
Split into different Items	0
Component with Items	<input type="checkbox"/>
Front and Back with Items	<input type="checkbox"/>
Nr Colors Change / Item	0
Imposition to Use	2 x 1
Adjustement of Setup Waste	0
Additional Production %	0
Job Thickness/Paper	0 mm 0,24 mm

- Format paper
- Grammage
- Work Type
- Printing Form
- Fiber direction
- Manage & assign die-cutters
- Reuse existing die-cutters
- Quantities Simulation

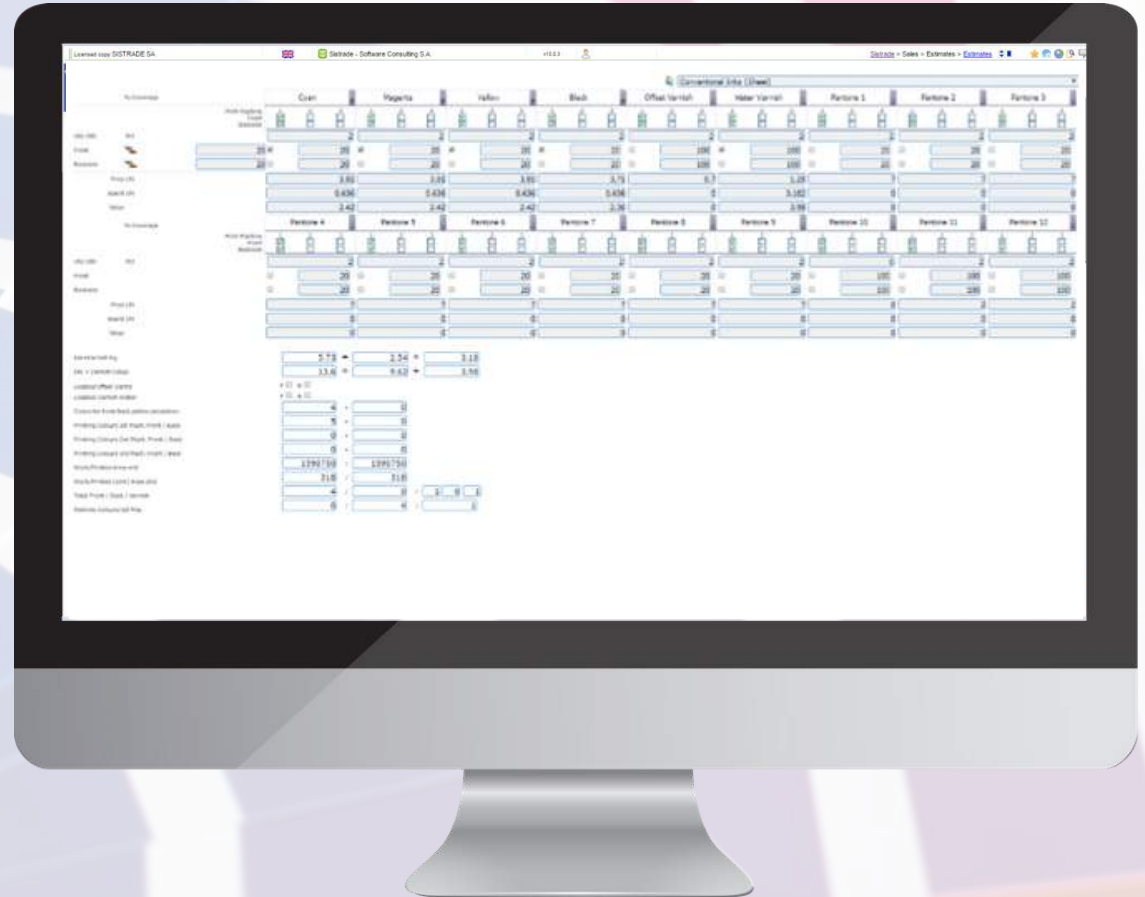
SELECTION OF BOX TYPE

- Definition of Box type
- Layout lines, dimension & margin information
- Background color modification
- Dynamic imposition plan calculation



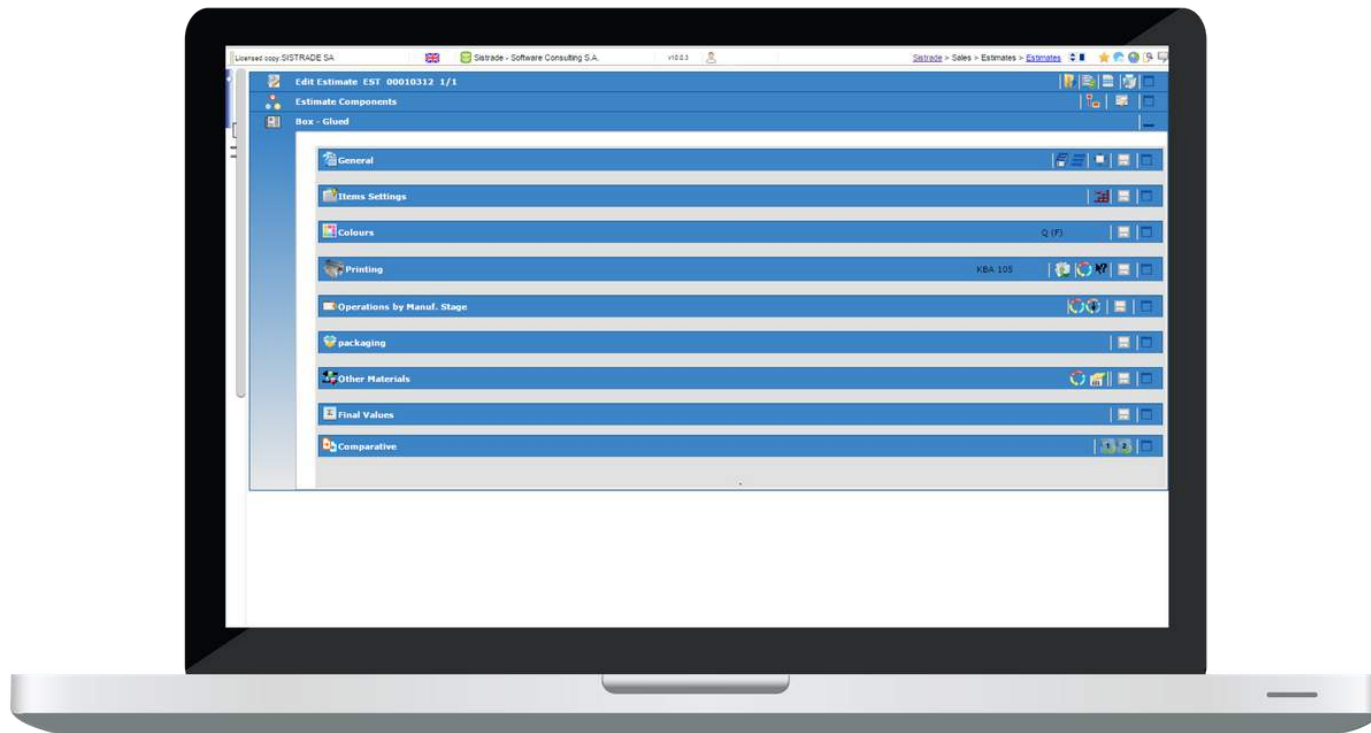
PRINTING PARAMETERS

- Printing machine features
- Select ink color, varnish
- Choose second machine
- Define fiber direction
- System suggests paper



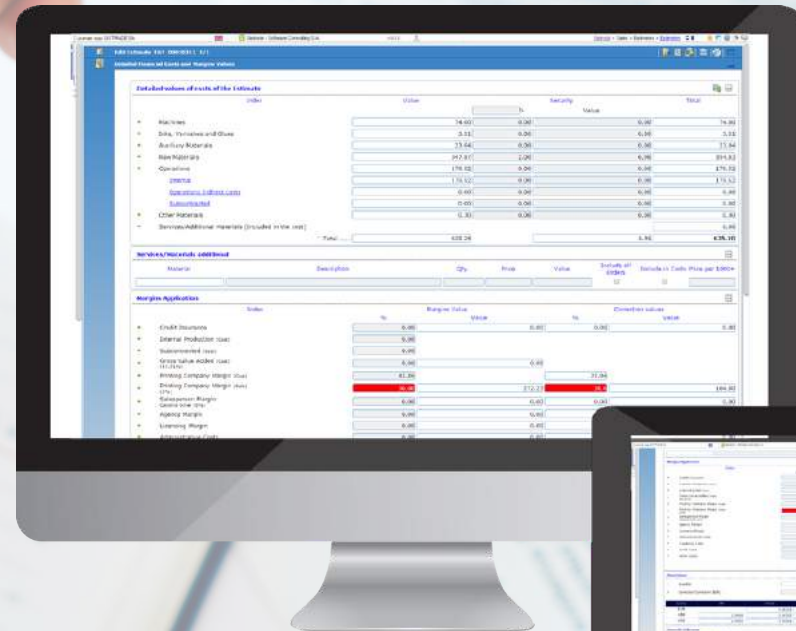
OPERATIONS AND MATERIALS

- Assign estimated costs to operation
- Change operations by manufacturing stage
- Subcontracted operation or manufacturing stage



DETAILED FINANCIAL COSTS AND MARGINS

- Overall costs
- Printing costs and time
- Ink and varnish cost
- Costs by resource and machine
- Agent and salesman commissions
- Application of financial margins
- Financial indicators



Detailed breakdown of costs of the Outputs			
Value	%	Security	Value
Materials	74.00	0.20	0.00
Subs. Materials and Blue	2.84	0.20	0.00
Auxiliary Materials	33.44	0.20	0.00
Raw Materials	292.81	0.20	0.00
Operative	170.00	0.20	0.00
Others	174.00	0.20	0.00
Subcontracted	0.00	0.00	0.00
Other Materials	0.00	0.00	0.00
Services/Additional materials (included in the cost)	0.00	0.00	0.00
Total	638.29	0.20	0.00

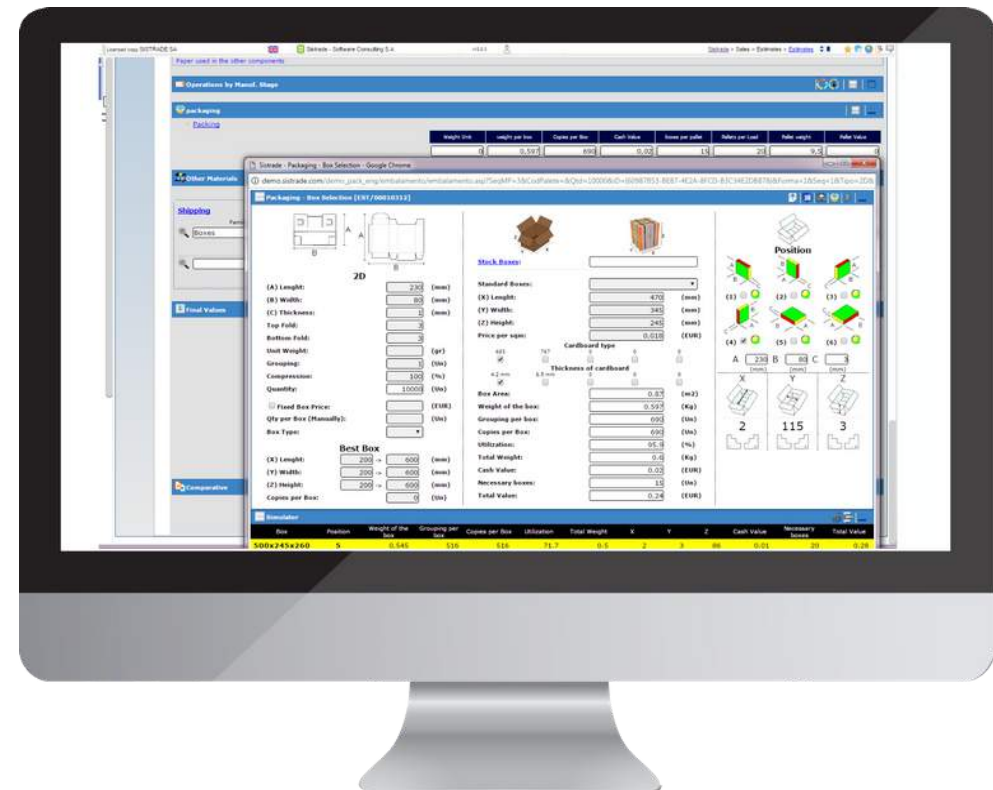
Margin Applications			
Description	Qty	Price	Value
Costs Discounts			0.00
Internal Production Cost			0.00
Subcontracted cost			0.00
Group value added cost			0.00
Printing Company Margin (Net)			0.00
Printing Company Margin (Gross)			0.00
Agency Margin			0.00
Marketing Margin			0.00
Commission			0.00



Detailed breakdown of costs of the Outputs			
Value	%	Security	Value
Materials	74.00	0.20	0.00
Subs. Materials and Blue	2.84	0.20	0.00
Auxiliary Materials	33.44	0.20	0.00
Raw Materials	292.81	0.20	0.00
Operative	170.00	0.20	0.00
Others	174.00	0.20	0.00
Subcontracted	0.00	0.00	0.00
Other Materials	0.00	0.00	0.00
Services/Additional materials (included in the cost)	0.00	0.00	0.00
Total	638.29	0.20	0.00

PACKING & LOAD CALCULATION

- Packing of the finished products
- Information of the product to be packed
- Type and dimensions of box board
- Quantity of products per box
- Product placement inside the box
- Simulation of scenarios



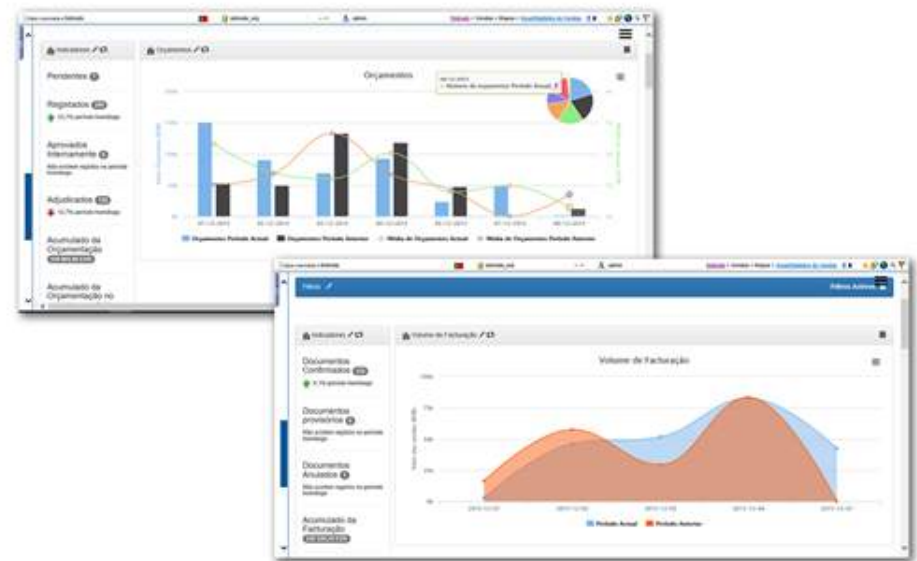
PALLET & LOAD DEFINITION

- Type/dimensions of the pallet
- Boxes in the pallet
- Number of layers of boxes per pallet
- Container and number of pallets per load



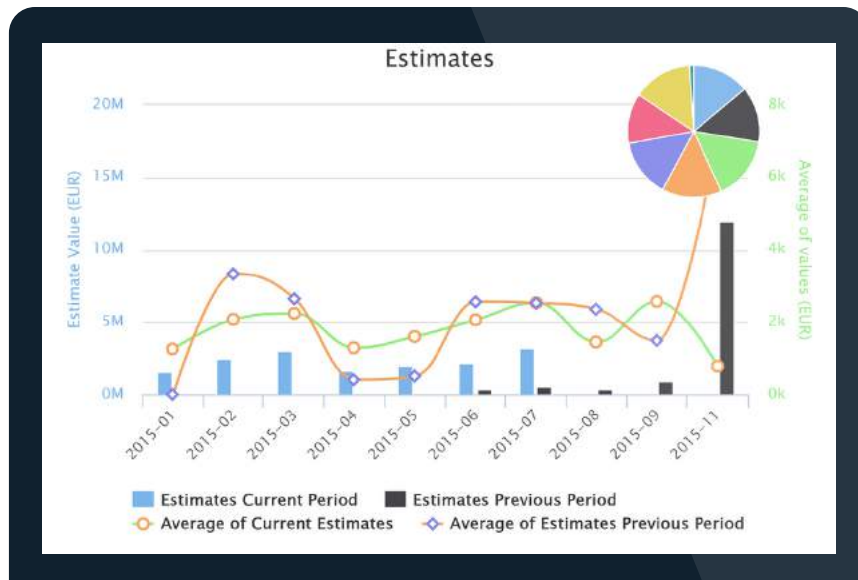
ANALYTICAL AND STATISTICAL INFORMATION

- Manage time
- Control production costs
- Compare costs
- Export data



SMARTSTATISTICS

- Estimates per period/region/salesperson/customer
- Average and total statistics
- Requested/assigned estimates
- Delivery delay
- Information of recorded estimates





**FAST ESTIMATING
FOR AN
EFFICIENT BUSINESS**

WWW.SISTRADE.COM